

**Anglo Irish Bank CDS
Senior Bucket 3**

Credit Event Auction Summary

Dec 09, 2010


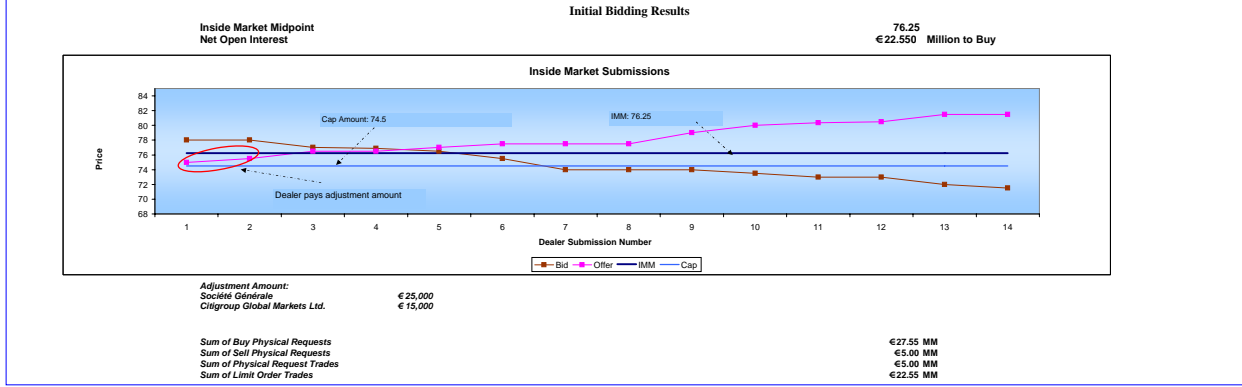
ANGLO IRISH BANK CDS Senior Bucket3
Final Price 74.5
Auction Date 09Dec10

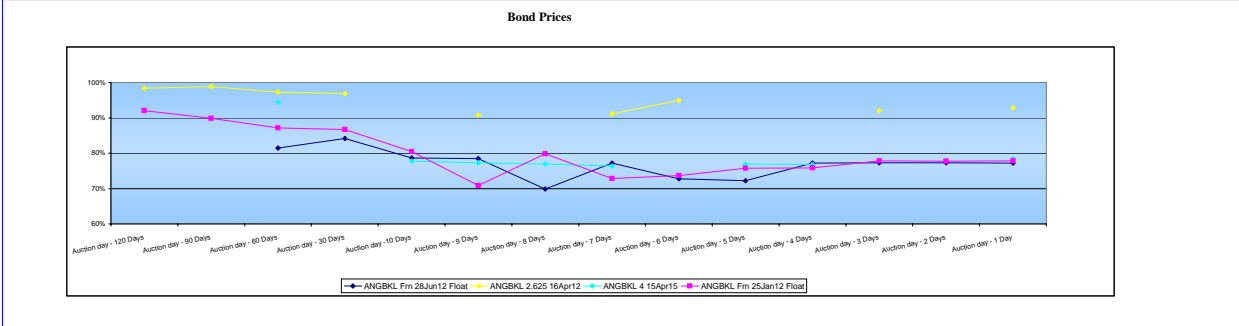
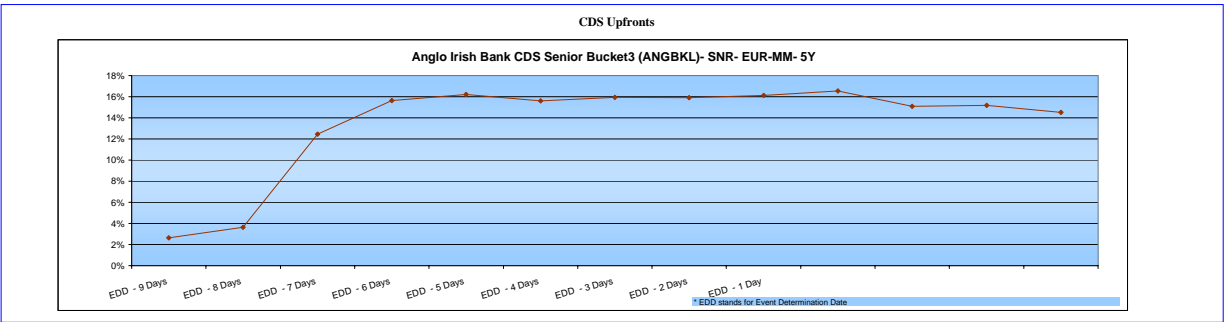
Reference Data	RED 6 : GG49EQ RED 9 : GG49EQAB8	Deliverable Obligations
		Please refer to appendix IV

Trade Information Warehouse (DTCC)	Gross Notional : \$4,129,383,990 Net Notional : \$397,682,898	Contracts : 699 Date as of : 12/03/2010
---	--	--

Auction Details			
Restructuring Date	11/23/2010	Inside Market Quotation Amount	€ 2 MM
EDD	11/23/2010	Bid-Offer Spread	3.5%
Auction Date	12/09/2010	Participating Bidders	14
Cash Settlement Date	12/14/2010	Cap Amount	1.75%
Event	Restructuring	Accrual Calculation Method	Normal
Relevant Currency	EUR		
Auction Currency Rate	EUR/EUR = **1.00000		
	EUR/GBP = 1.18526		
	EUR/JPY = 0.00902		
	EUR/USD = 0.74937		

**Anglo Irish Bank CDS SNR/SUB Bucket1 Deliverable Obligations are denominated in EUR, GBP, JPY and USD





Appendix

APPENDIX I

Initial Bidding Results

<i>Inside Market Submissions</i>		
Dealers	Bid	Offer
Bank of America N.A.	73	76.5
Barclays Bank PLC	74	77.5
BNP Paribas	74	77.5
Citigroup Global Markets Ltd	72	75.5
Credit Suisse International	75.5	79
Deutsche Bank AG	76.5	80
Goldman Sachs International	73.5	77
HSCB Bank PLC	74	77.5
JPMorgan Chase Bank N.A.	73	76.5
Morgan Stanley & Co. International PLC	76.875	80.375
Nomura International PLC	78	81.5
Société Générale	71.5	75
The Royal Bank of Scotland PLC	78	81.5
UBS AG	77	80.5

Dealers	Type	Size
Bank of America N.A.	O	0
Barclays Bank PLC	O	0
BNP Paribas	O	2
Citigroup Global Markets Ltd	O	0
Credit Suisse International	O	0
Deutsche Bank AG	O	0
Goldman Sachs International	O	0
HSCB Bank PLC	O	0
Morgan Stanley & Co. International PLC	O	0
Nomura International PLC	O	0
Société Générale	O	0
The Royal Bank of Scotland PLC	B	11.05
JPMorgan Chase Bank N.A.	B	6.5
UBS AG	B	10

APPENDIX II

Final Bidding Results

<i>Limit Orders</i>		
Dealer	Bid	Size
BNP Paribas	74.5*	22.55
UBS AG	74.5*	22.55
Citigroup Global Markets Ltd	74.5*	30
Barclays Bank PLC	75	2
Société Générale**	76.25	2
Citigroup Global Markets Ltd **	76.25	2
Goldman Sachs International	76.375	10
Bank of America N.A. **	76.5	2
JPMorgan Chase Bank N.A. **	76.5	2
Goldman Sachs International**	77	2
JPMorgan Chase Bank N.A.	77.5	22.5
HSCB Bank PLC**	77.5	2
Barclays Bank PLC**	77.5	2
BNP Paribas**	77.5	2
Société Générale	78.25	1
Société Générale	78.75	1
Credit Suisse International**	79	2
Société Générale	79	1
The Royal Bank of Scotland PLC	79.5	10
Goldman Sachs International	80	10
The Royal Bank of Scotland PLC	80	5
Deutsche Bank AG**	80	2
Morgan Stanley & Co. International PLC	80	1
Morgan Stanley & Co. International PLC**	80.375	2
The Royal Bank of Scotland PLC	80.5	10
UBS AG**	80.5	2
Morgan Stanley & Co. International PLC	81	2
Nomura International PLC**	81.5	2
The Royal Bank of Scotland PLC**	81.5	2
Morgan Stanley & Co. International PLC	82	2
Morgan Stanley & Co. International PLC	83	1
Barclays Bank PLC	85	3
Morgan Stanley & Co. International PLC	88	2
Bank of America N.A.	95	22.55
Deutsche Bank AG	100	22.55

*Limit Orders that were filled.
 ** Limit Orders that were partially filled.
 ** Limit Orders that were derived from inside markets.

APPENDIX III

CDS Upfronts

Date	CDS Upfront	
EDD - 90 Days	08/25/2010	2.63%
EDD - 60 Days	09/24/2010	3.64%
EDD - 30 Days	10/24/2010	12.44%
EDD - 10 Days	11/09/2010	16.84%
EDD - 9 Days	11/10/2010	16.20%
EDD - 8 Days	11/11/2010	15.61%
EDD - 7 Days	11/12/2010	15.95%
EDD - 6 Days	11/15/2010	15.92%
EDD - 5 Days	11/16/2010	16.11%
EDD - 4 Days	11/17/2010	16.56%
EDD - 3 Days	11/18/2010	16.09%
EDD - 2 Days	11/19/2010	15.18%
EDD - 1 Day	11/22/2010	14.52%

CDS Recovery Rate

Date	Rec. Rate	
Auction day - 120 Days	06/24/2010	20.00%
Auction day - 90 Days	08/05/2010	40.00%
Auction day - 60 Days	09/16/2010	40.00%
Auction day - 30 Days	10/29/2010	40.00%
Auction day - 10 Days	11/25/2010	59.00%
Auction day - 9 Days	11/26/2010	53.00%
Auction day - 8 Days	11/28/2010	53.00%
Auction day - 7 Days	11/30/2010	53.00%
Auction day - 6 Days	12/01/2010	53.00%
Auction day - 5 Days	12/02/2010	53.00%
Auction day - 4 Days	12/03/2010	50.00%
Auction day - 3 Days	12/06/2010	60.00%
Auction day - 2 Days	12/07/2010	62.00%
Auction day - 1 Day	12/08/2010	62.00%

APPENDIX IV

Bond Details

Bond Number	ISIN No.	Description	Maturity Date	Denomination/ minimum transfer amount
1	XS0295653330	EUR2,000,000 Nikkei 225 Clquet Indexed Notes under the EUR20,000,000,000 EMTN Programme	2-Nov-10	EUR50,000
2	XS0232169069	EUR5,000,000 Senior Zero Coupon Notes under the EUR10,000,000,000 EMTN Programme	14-Nov-10	EUR50,000
3	XS0279584352	JPY300,000,000 Fixed Rate Notes under the EUR20,000,000,000 EMTN Programme	15-Nov-10	JPY10,000,000
4	XS0234223799	EUR5,000,000 Senior Zero Coupon Notes under the EUR10,000,000,000 EMTN Programme	28-Nov-10	EUR50,000
5	XS0247909327	EUR10,000,000 Fixed Rate Notes under the EUR10,000,000,000 EMTN Programme	30-Nov-10	EUR50,000
6	XS023189266	EUR12,000,000 Senior Zero Coupon Notes under the EUR10,000,000,000 EMTN Programme	16-Dec-10	EUR50,000
7	XS0278447155	JPY1,000,000,000 Fixed Rate Notes under the EUR20,000,000,000 EMTN Programme	21-Dec-10	JPY10,000,000
8	XS0279973845	EUR10,000,000 Callable Fixed Rate Notes under the EUR20,000,000,000 EMTN Programme	21-Dec-10	EUR50,000
9	XS0307280338	GBP15,000,000 Floating Rate Notes under the EUR30,000,000,000 EMTN Programme	22-Dec-10	GBP50,000
10	XS0241490720	EUR20,000,000 Floating Rate Notes under the EUR10,000,000,000 EMTN Programme	24-Jan-11	EUR50,000
11	XS0241475762	EUR 750,000,000 Floating Rate Notes under the EUR10,000,000,000 EMTN Programme	31-Jan-11	EUR50,000
12	XS0307999333	EUR10,000,000 Nikkei 225 Clquet Indexed Notes under the EUR30,000,000,000 EMTN Programme	10-Mar-11	EUR50,000
13	XS0329580442	EUR2,000,000,000 Floating Rate Covered Bonds under the EUR5,000,000,000 Global Covered Bond Programme	5-May-11	EUR50,000
14	XS0360699231	EUR200,000,000 Floating Rate Notes under the EUR30,000,000,000 EMTN Programme	27-May-11	EUR50,000
15	XS0295415318	EUR14,000,000 Senior Zero Coupon Notes under the EUR30,000,000,000 EMTN Programme	20-Jun-11	EUR50,000
16	XS0303959262	EUR10,000,000 Fixed Rate Notes under the EUR30,000,000,000 EMTN Programme	6-Jul-11	EUR50,000
17	XS0264837609	GBP1,000,000 5% Fixed Rate Notes under the EUR20,000,000,000 EMTN Programme	29-Sep-11	GBP1,000
18	XS0273602622	USD1,000,000,000 Floating Rate Notes under the EUR20,000,000,000 EMTN Programme	2-Nov-11	USD100,000
19	XS0278553937	EUR24,200,000 Zero Coupon Notes under the EUR20,000,000,000 EMTN Programme	14-Dec-11	EUR100,000
20	XS0282161495	EUR30,850,000 Zero Coupon Senior Notes under the EUR20,000,000,000 EMTN Programme	23-Jan-12	EUR50,000
21	XS0283695228	EUR1,250,000,000 Floating Rate Notes under the EUR20,000,000,000 EMTN Programme	25-Jan-12	EUR50,000
22	XS0243157897	EUR20,000,000 Fixed Rate Notes under the EUR10,000,000,000 EMTN Programme	3-Feb-12	EUR50,000
23	XS0278110357	GBP2,000,000 5.00% Fixed-Rate Notes under the EUR20,000,000,000 EMTN Programme	15-Feb-12	GBP1,000
24	XS0286152482	EUR3,500,000 Zero Coupon Notes under the EUR20,000,000,000 EMTN Programme	23-Mar-12	EUR50,000
25	XS0286559585	EUR8,000,000 Zero Coupon Notes under the EUR20,000,000,000 EMTN Programme	23-Mar-12	EUR50,000
26	XS0290744530	EUR9,000,000 Zero Coupon Notes under the EUR20,000,000,000 EMTN Programme	28-Mar-12	EUR50,000
27	XS0502258287	EUR1,500,000,000 2.625% Notes under the EUR20,000,000,000 EMTN Programme	16-Apr-12	EUR50,000
28	XS0298047290	JPY1,500,000,000 Floating Rate Notes under the EUR20,000,000,000 EMTN Programme	26-Apr-12	JPY10,000,000
29	XS0294693774	EUR10,000,000 Senior Zero Coupon Notes under the EUR20,000,000,000 EMTN Programme	27-Apr-12	EUR50,000
30	XS0293036819	EUR30,000,000 Senior Zero Coupon Notes under the EUR20,000,000,000 EMTN Programme	27-Apr-12	EUR50,000
31	XS0363778449	GBP6,000,000 Floating Rate Notes under the EUR30,000,000,000 EMTN Programme	14-May-12	GBP50,000
32	XS0306654657	USD15,000,000 Floating Rate Notes under the EUR30,000,000,000 EMTN Programme	27-Jun-12	USD100,000
33	XS0307691559	GBP400,000,000 Floating Rate Notes under the EUR30,000,000,000 EMTN Programme	28-Jun-12	GBP50,000
34	XS0382011749	EUR10,000,000 Floating Rate Notes under the EUR30,000,000,000 EMTN Programme	18-Aug-12	EUR10,000,000
35	XS0276892212	GBP2,250,000 Floating Rate Notes under the EUR20,000,000,000 EMTN Programme	22-Nov-12	GBP50,000
36	XS0308096709	GBP4,150,000 Floating Rate Notes under the EUR30,000,000,000 EMTN Programme	20-Jun-13	GBP50,000
37	XS0302133607	EUR200,000,000 Floating Rate Covered Bonds under the EUR2,000,000,000 Global Covered Bond Programme	25-Nov-13	EUR50,000
38	XS0308589059	JPY12,000,000,000 Floating Rate Notes under the EUR2,000,000,000 Global Covered Bond Programme	6-Jan-14	JPY10,000,000
39	XS0340222834	GBP4,975,000 Floating Rate Notes under the EUR30,000,000,000 EMTN Programme	9-Jan-14	GBP25,000
40	XS0540281564	EUR600,000,000 Floating Rate Covered Bonds under the EUR10,000,000,000 Global Covered Bond Programme	3-Mar-14	EUR100,000
41	XS0363840777	GBP5,000,000 Floating Rate Notes under the EUR30,000,000,000 EMTN Programme	7-May-14	GBP50,000
42	XS0376723945	GBP4,450,000 Floating Rate Notes under the EUR30,000,000,000 EMTN Programme	9-Jul-14	GBP50,000
43	XS0383869190	GBP3,500,000 Floating Rate Notes under the EUR30,000,000,000 EMTN Programme	10-Sep-14	GBP50,000
44	XS0309585601	EUR10,000,000 Floating Rate Notes under the EUR30,000,000,000 EMTN Programme	20-Sep-14	EUR50,000
45	XS0540283776	EUR300,000,000 Floating Rate Covered Bonds under the EUR10,000,000 Global Covered Bond Programme	3-Mar-15	EUR100,000
46	XS0502258790	EUR750,000,000 4.00% Notes under the EUR20,000,000,000 EMTN Programme	15-Apr-15	EUR50,000
47	XS0532340626	EUR25,000,000 Anglo Irish Puttable Floating Rate Notes under the EUR2,500,000,000 EMTN Programme	12-Aug-15	EUR50,000
48	XS0234075314	EUR20,000,000 Callable Range Accrual Notes under the EUR10,000,000,000 EMTN Programme	10-Nov-15	EUR50,000
49	XS0405791509	EUR750,000,000 Floating Rate Covered Bonds under the EUR10,000,000,000 Global Covered Bond Programme	15-Sep-17	EUR50,000
50	XS0346016073	EUR2,000,000 Fixed Rate Notes under the EUR30,000,000,000 EMTN Programme	23-Apr-18	EUR10,000

Bond Prices

Date	Prices			
	XS0283695228	XS0307691559	XS0502258287	XS0502258790
Auction day - 120 Days	06/24/2010	92.01%		98.38%
Auction day - 90 Days	08/05/2010	89.89%		98.81%
Auction day - 60 Days	09/16/2010	87.16%	81.46%	97.28%
Auction day - 30 Days	10/29/2010	86.74%	84.17%	96.81%
Auction day - 10 Days	11/25/2010	80.49%	78.67%	77.73%
Auction day - 9 Days	11/26/2010	70.88%	78.50%	90.78%
Auction day - 8 Days	11/28/2010	73.81%	69.83%	78.92%
Auction day - 7 Days	11/30/2010	72.83%	77.21%	91.12%
Auction day - 6 Days	12/01/2010	73.63%	72.72%	94.91%
Auction day - 5 Days	12/02/2010	75.76%	72.20%	76.88%
Auction day - 4 Days	12/03/2010	75.97%	77.15%	76.82%
Auction day - 3 Days	12/06/2010	77.83%	77.29%	92.03%
Auction day - 2 Days	12/07/2010	77.74%	77.30%	77.16%
Auction day - 1 Day	12/08/2010	77.84%		92.86%