

**Anglo Irish Bank CDS
Subordinated Bucket 3**

Credit Event Auction Summary

Dec 09, 2010


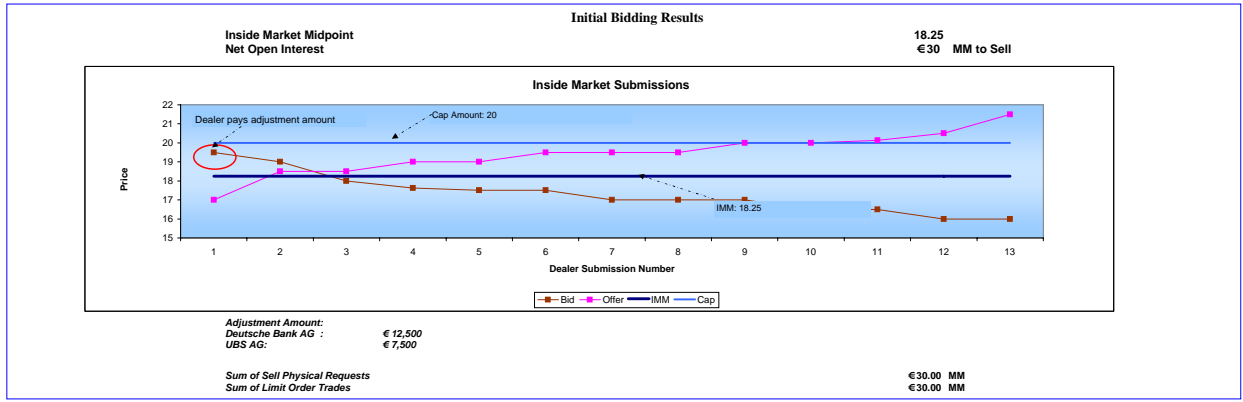
Anglo Irish Bank CDS Subordinated Bucket3
Final Price 18
Auction Date 09Dec10

Reference Data		Deliverable Obligations
RED 6 :	GG495Q	* Please refer to APPENDIX IV for details
RED 9 :	GG495QAB8	

Trade Information Warehouse (DTCC)			
Gross Notional :	\$377,355,250	Contracts :	61
Net Notional :	\$55,085,015	Date as of :	12/10/2010

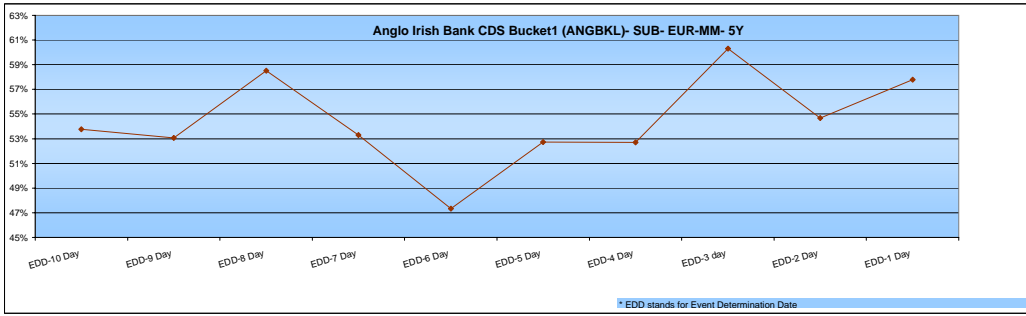
Auction Details			
Default Date	10/28/2010	Inside Market Quotation Amount	€ 1 MM
EDD	11/23/2010	Bid-Offer Spread	2.5%
Auction Date	12/09/2010	Participating Bidders	14
Cash Settlement Date	12/14/2010	Cap Amount	1.75%
Event	Restructuring	Accrual Calculation Method	Normal
Relevant Currency	EUR		
Auction Currency Rate	EUR:EUR = **1.00000		
	EUR:GBP = **1.18526		
	EUR:EUR = **0.00902		
	EUR:EUR = **0.74937		

** The Anglo Irish Bank Corp Ltd Obligations are denominated in EUR,USD,GBP and JPY

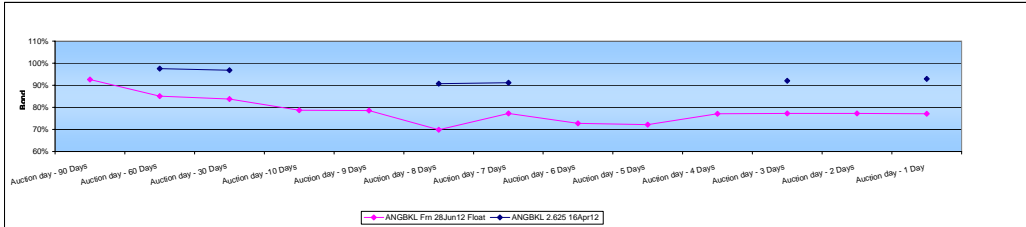


CIT 4.125 C
CIT 4.25 01
CIT 5.6 277
CIT 5.2 03P
CIT 4.75 1E

CDS Upfronts



Bond Prices



Appendix

APPENDIX I

Initial Bidding Results		
<i>Inside Market Submissions</i>		
Dealer	Bid	Offer
Bank of America N.A.	16.5	19
Barclays Bank PLC	17	19.5
BNP Paribas	17.5	20
Citigroup Global Markets Ltd	17.5	20
Credit Suisse Internationa	16	18.5
Deutsche Bank AG	19.5	22
Goldman Sachs Internationa	18	20.5
HSBC Bank PLC	14.5	17
JPMorgan Chase Bank N.A	16.5	19
Morgan Stanley & Co. International PLC	17.625	20.125
Nomura International PLC	16	18.5
Societe Generale	17	19.5
The Royal Bank of Scotland PLC	17	19.5
UBS AG	19	21.5

Dealers	Type	Size
Bank of America N.A.	0	0
Barclays Bank PLC	0	0
BNP Paribas	0	0
Citigroup Global Markets Ltd	0	0
Credit Suisse Internationa	0	0
Deutsche Bank AG	0	0
Goldman Sachs Internationa	0	0
HSBC Bank PLC	0	0
JPMorgan Chase Bank N.A	0	0
Morgan Stanley & Co. International PLC	0	30.0
Nomura International PLC	0	0
Societe Generale	0	0
The Royal Bank of Scotland PLC	0	0
UBS AG	0	0

APPENDIX II

Final Bidding Results		
<i>Limit Orders</i>		
Dealer	Bid	Size
JPMorgan Chase Bank N.A.	18.25*	27
Deutsche Bank AG**	18.25*	1
UBS AG*	18.25*	1
The Royal Bank of Scotland PLC	18.0*	5
Goldman Sachs International**	18.0*	1
JPMorgan Chase Bank N.A.	18.0*	1
Morgan Stanley & Co. International PLC	17.875	5
Morgan Stanley & Co. International PLC*	17.625	1
The Royal Bank of Scotland PLC	17.5	25
Morgan Stanley & Co. International PLC	17.5	10
Citigroup Global Markets Ltd	17.5	5
BNP Paribas	17.5	2
BNP Paribas**	17.5	1
Citigroup Global Markets Ltd.**	17.5	1
BNP Paribas	17.125	3
The Royal Bank of Scotland PLC	17	15
Morgan Stanley & Co. International PLC	17	5
Citigroup Global Markets Ltd	17	5
Morgan Stanley & Co. International PLC	17	5
JPMorgan Chase Bank N.A.	17	1
The Royal Bank of Scotland PLC**	17	1
Barclays Bank PLC**	17	1
Societe Generale**	17	1
BNP Paribas	16.625	3
Citigroup Global Markets Ltd	16.5	5
JPMorgan Chase Bank N.A.**	16.5	1
Bank of America N.A.**	16.5	1
BNP Paribas	16.125	3
Bank of America N.A.	16	30
Citigroup Global Markets Ltd	16	5
Nomura International PLC**	16	1
Credit Suisse International*	16	1
BNP Paribas	15.125	10
Citigroup Global Markets Ltd	15	5
Goldman Sachs Internationa	15	5
JPMorgan Chase Bank N.A.	15	1
HSBC Bank PLC**	14.5	1
Goldman Sachs Internationa	13	5
Goldman Sachs Internationa	11	10
Goldman Sachs Internationa	10	10
Citigroup Global Markets Ltd	10	5
Deutsche Bank AG	1	30
Barclays Bank PLC	1	30

*Limit Orders that were filled.
 ** Limit Orders that were partially filled.
 ** Limit Orders that were derived from inside markets.

APPENDIX III

CDS Upfronts

Date	CDS Upfront
EDD-10 Day	53.77%
EDD-9 Day	53.06%
EDD-8 Day	58.52%
EDD-7 Day	53.31%
EDD-6 Day	47.33%
EDD-5 Day	52.74%
EDD-4 Day	52.71%
EDD-3 Day	60.30%
EDD-2 Day	54.68%
EDD-1 Day	57.79%

CDS Recovery Rate

Date	Rec. Rate
Auction day - 120 Days	20.00%
Auction day - 90 Days	20.00%
Auction day - 60 Days	18.00%
Auction day - 30 Days	20.00%
Auction day -10 Days	20.00%
Auction day - 9 Days	20.00%
Auction day - 8 Days	17.00%
Auction day - 7 Days	17.00%
Auction day - 6 Days	16.33%
Auction day - 5 Days	17.00%
Auction day - 4 Days	17.00%
Auction day - 3 Days	12.62%
Auction day - 2 Days	17.00%
Auction day - 1 Day	17.00%

*Loans are private and prices are not available

APPENDIX IV

Bond Details

ISIN No.	Description	Denomination/minimum transfer amount
XS0295653330	EUR2,000,000 Nikkei 225 Cliquet Indexed Notes under the EUR20,000,000,000 EMTN Programme	EUR50,000
XS0232169069	EUR5,000,000 Senior Zero Coupon Notes under the EUR10,000,000,000 EMTN Programme	EUR50,000
XS0295984352	JPY300,000,000 Fixed Rate Notes under the EUR20,000,000,000 EMTN Programme	JPY10,000,000
XS0234223799	EUR5,000,000 Senior Zero Coupon Notes under the EUR10,000,000,000 EMTN Programme	EUR50,000
XS0247909327	EUR10,000,000 Fixed Rate Notes under the EUR10,000,000,000 EMTN Programme	EUR50,000
XS0223189266	EUR12,000,000 Senior Zero Coupon Notes under the EUR20,000,000,000 EMTN Programme	EUR50,000
XS0278447155	JPY1,000,000,000 Fixed Rate Notes under the EUR20,000,000,000 EMTN Programme	JPY10,000,000
XS0279973845	EUR10,000,000 Callable Fixed Rate Notes under the EUR20,000,000,000 EMTN Programme	EUR50,000
XS0307280338	GBP15,000,000 Floating Rate Notes under the EUR30,000,000,000 EMTN Programme	GBP50,000
XS0241490720	EUR20,000,000 Floating Rate Notes under the EUR10,000,000,000 EMTN Programme	EUR50,000
XS0241475762	EUR 750,000,000 Floating Rate Notes under the EUR10,000,000,000 EMTN Programme	EUR50,000
XS0307999333	EUR10,000,000 Nikkei 225 Cliquet Indexed Notes under the EUR30,000,000,000 EMTN Programme	EUR50,000
XS0325680442	EUR2,000,000,000 Floating Rate Covered Bonds under the EUR5,000,000,000 Global Programme	EUR50,000
XS0366099231	EUR200,000,000 Floating Rate Notes under the EUR30,000,000,000 EMTN Programme	EUR50,000
XS0295415318	EUR14,000,000 Senior Zero Coupon Notes under the EUR30,000,000,000 EMTN Programme	EUR50,000
XS0309359262	EUR10,000,000 Fixed Rate Notes under the EUR30,000,000,000 EMTN Programme	EUR50,000
XS0264837609	GBP1,000,000 5% Fixed Rate Notes under the EUR20,000,000,000 EMTN Programme	GBP1,000
XS0273602622	USD1,000,000,000 Floating Rate Notes under the EUR20,000,000,000 EMTN Programme	USD100,000
XS0278539337	EUR24,200,000 Zero Coupon Notes under the EUR20,000,000,000 EMTN Programme	EUR100,000
XS0282161406	EUR3,650,000 Zero Coupon Senior Notes under the EUR20,000,000,000 EMTN Programme	EUR50,000
XS0283695228	EUR1,250,000,000 Floating Rate Notes under the EUR20,000,000,000 EMTN Programme	EUR50,000
XS02843157897	EUR20,000,000 Fixed Rate Notes under the EUR10,000,000,000 EMTN Programme	EUR500,000
XS0278110357	GBP2,000,000 5.00% Fixed-Rate Notes under the EUR20,000,000,000 EMTN Programme	GBP1,000
XS0286152482	EUR3,500,000 Zero Coupon Notes under the EUR20,000,000,000 EMTN Programme	EUR50,000
XS0288559585	EUR8,000,000 Zero Coupon Notes under the EUR20,000,000,000 EMTN Programme	EUR50,000
XS0290744530	EUR9,000,000 Zero Coupon Notes under the EUR20,000,000,000 EMTN Programme	EUR50,000
XS0502258287	EUR1,500,000,000 2.625% Notes under the EUR20,000,000,000 EMTN Programme	EUR50,000
XS0298047290	JPY1,500,000,000 Floating Rate Notes under the EUR20,000,000,000 EMTN Programme	JPY10,000,000
XS0294693774	EUR10,000,000 Senior Zero Coupon Notes under the EUR20,000,000,000 EMTN Programme	EUR50,000
XS0293036819	EUR30,000,000 Senior Zero Coupon Notes under the EUR20,000,000,000 EMTN Programme	EUR50,000
XS0363778449	GBP60,000,000 Floating Rate Notes under the EUR30,000,000,000 EMTN Programme	GBP50,000
XS0306646657	USD15,000,000 Floating Rate Notes under the EUR30,000,000,000 EMTN Programme	USD100,000
XS0307691559	GBP400,000,000 Floating Rate Notes under the EUR30,000,000,000 EMTN Programme	GBP50,000
XS0382011749	EUR10,000,000 Floating Rate Notes under the EUR30,000,000,000 EMTN Programme	EUR1,000,000
XS0276892212	GBP2,250,000 Floating Rate Notes under the EUR20,000,000,000 EMTN Programme	GBP50,000
XS0308096709	GBP4,150,000 Floating Rate Notes under the EUR30,000,000,000 EMTN Programme	GBP50,000
XS0302133607	EUR200,000,000 Floating Rate Covered Bonds under the EUR2,000,000,000 Global Programme	EUR50,000
XS0308989059	JPY12,000,000,000 Floating Rate Notes under the EUR2,000,000,000 Global Covered Programme	JPY10,000,000
XS0340222834	GBP4,975,000 Floating Rate Notes under the EUR30,000,000,000 EMTN Programme	GBP25,000
XS0540281564	EUR600,000,000 Floating Rate Covered Bonds under the EUR10,000,000,000 Global Programme	EUR100,000
XS0363840777	GBP5,000,000 Floating Rate Notes under the EUR30,000,000,000 EMTN Programme	GBP50,000
XS0376723945	GBP4,450,000 Floating Rate Notes under the EUR30,000,000,000 EMTN Programme	GBP50,000
XS0388369190	GBP3,500,000 Floating Rate Notes under the EUR30,000,000,000 EMTN Programme	GBP50,000
XS0309585601	EUR10,000,000 Floating Rate Notes under the EUR30,000,000,000 EMTN Programme	EUR50,000
XS0540283776	EUR300,000,000 Floating Rate Covered Bonds under the EUR10,000,000,000 Global Programme	EUR100,000
XS0502258190	EUR750,000,000 4.00% Notes under the EUR20,000,000,000 EMTN Programme	EUR50,000
XS0532340626	EUR25,000,000 Anglo Irish Puttable Floating Rate Notes under the EUR2,000,000,000 EMTN Programme	EUR50,000
XS0234075314	EUR20,000,000 Callable Range Accrual Notes under the EUR10,000,000,000 EMTN Programme	EUR50,000
XS0405791509	EUR750,000,000 Floating Rate Covered Bonds under the EUR10,000,000,000 Global Programme	EUR50,000
XS0346016073	EUR2,000,000 Fixed Rate Notes under the EUR30,000,000,000 EMTN Programme	EUR10,000

Bond Prices

Date	Prices	XS0307691559	XS0502258287
Auction day - 90 Days	4/23/2010	92.62%	
Auction day - 60 Days	9/10/2010	85.13%	97.47%
Auction day - 30 Days	10/26/2010	83.80%	96.86%
Auction day -10 Days	11/24/2010	78.67%	
Auction day - 9 Days	11/25/2010	76.50%	
Auction day - 8 Days	11/26/2010	69.83%	90.78%
Auction day - 7 Days	11/30/2010	77.21%	91.12%
Auction day - 6 Days	12/1/2010	72.72%	
Auction day - 5 Days	12/2/2010	72.20%	
Auction day - 4 Days	12/3/2010	77.15%	
Auction day - 3 Days	12/6/2010	77.29%	92.03%
Auction day - 2 Days	12/7/2010	77.30%	
Auction day - 1 Day	12/8/2010	77.16%	92.86%