

**Abitibi-Consolidated Inc.  
Senior Unsecured CDS**

Credit Event Auction Summary

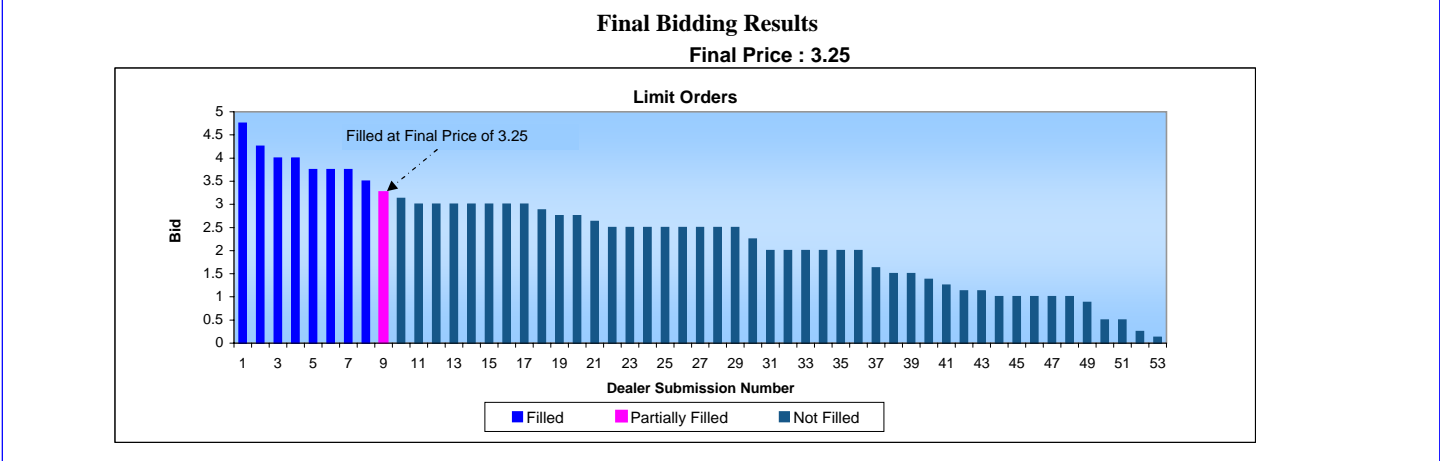
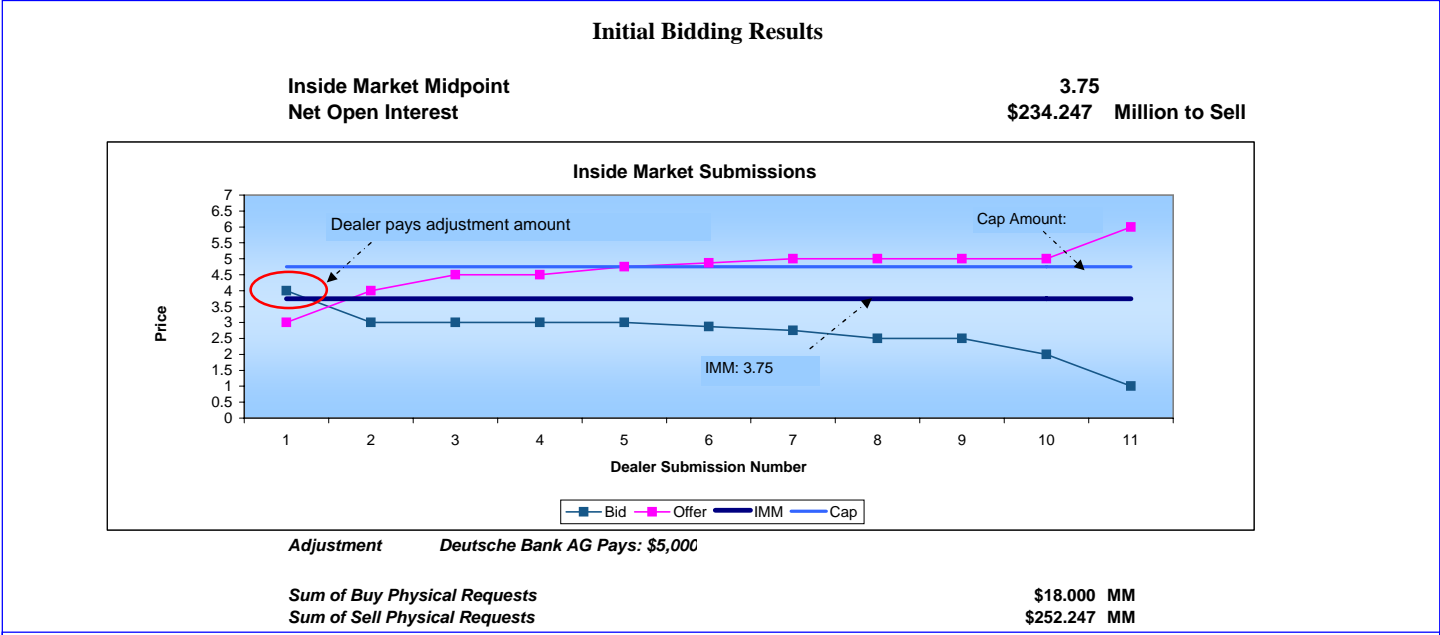
**April 17, 2009**

**Abitibi-Consolidated Inc. CDS**  
**Final Price 3.25**  
**Auction Date 17Apr09**

Reference Data	Deliverable Obligations
RED 6 : 003CB6	US003924AB38
RED 9 : 003CB6AD7	US003924AC11
	US003924AD93
	US003924AG25
Index Constituents of	US003924AH08
*Markit CDX.NA.HY 8-11	USC00246AC92
Markit CDX.NA.HY.B 8-10	US003669AF58
Markit CDX.NA.HY.HB 8-11	US003669AL27
Markit Dow Jones CDX.NA.HY 2-7	US003669AK44
Markit Dow Jones CDX.NA.HY.B. 6-7	US003669AC28
Markit Dow Jones CDX.NA.HY.BB. 2-5	US003669AJ70 - RED Preferred
Markit Dow Jones CDX.NA.HY.HB. 4-7	US003669AG32
Markit Dow Jones CDX.NA.XO. 5	US003672AA09

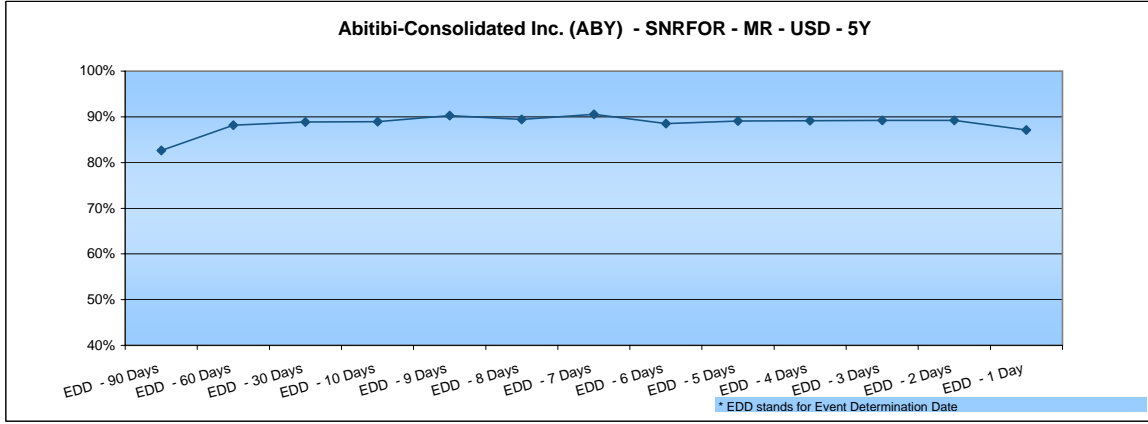
Trade Information Warehouse (DTCC)			
Gross Notional :	\$9,841,740,243	Contracts :	2,091
Net Notional :	\$395,628,683	Date as of:	04/10/2009

Auction Details			
Default Date	03/18/2009	Inside Market Quotation Amount	\$ 2 MM
EDD	03/27/2009	Bid-Offer Spread	2%
Auction Date	04/17/2009	Participating Bidders	11
Cash Settlement Date	04/24/2009	Adhering Parties	492
Event	Failure To Pay	Cap Amount	1%
		Accrual Calculation Method	Normal

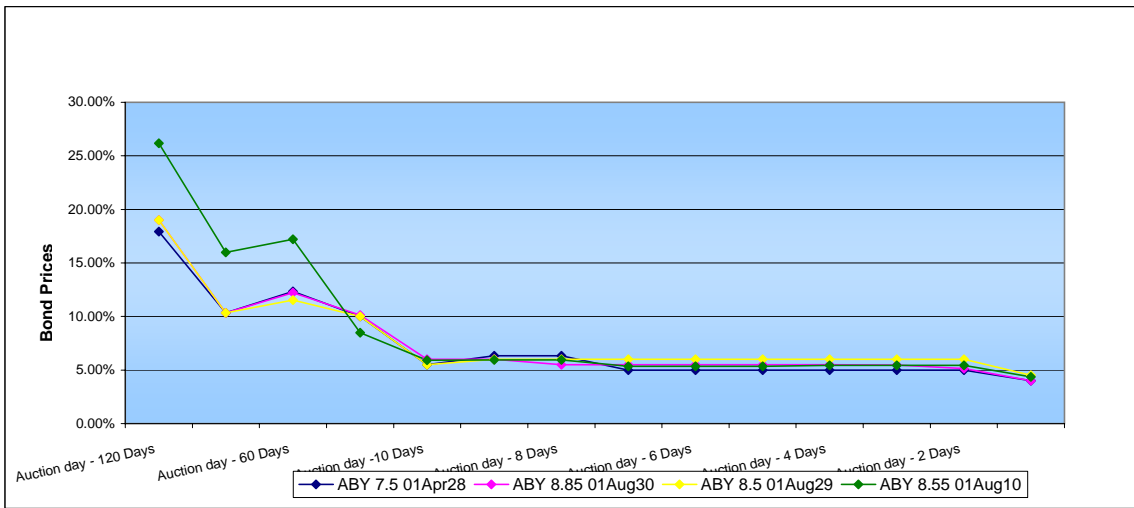


\* See Appendix V for details

**CDS Upfronts**



**Bond Prices**



## Appendix

## APPENDIX I

## Initial Bidding Results

**Inside Market Submissions**

<b>Dealers</b>	<b>Bid</b>	<b>Offer</b>
Banc of America Securities LLC	3	5
Barclays Bank PLC	3	5
BNP Paribas	2.75	4.75
Citigroup Global Markets Inc.	3	5
Credit Suisse Internationa	2.875	4.875
Deutsche Bank AG	4	6
Goldman Sachs & Co.	2	4
J.P. Morgan Securities Inc.	1	3
Morgan Stanley & Co. Incorporatec	2.5	4.5
The Royal Bank of Scotland PLC	3	5
UBS Securities LLC	2.5	4.5

**Physical settlement requests**

<b>Dealers</b>	<b>Type</b>	<b>Size</b>
BNP Paribas	O	9.8
Banc of America Securities LLC	O	5.8
Barclays Bank PLC	O	20,122
Citigroup Global Markets Inc.	O	20
Credit Suisse Internationa	O	0
Deutsche Bank AG	O	0
Goldman Sachs & Co.	O	0
J.P. Morgan Securities Inc.	O	141.102
The Royal Bank of Scotland PLC	O	29,423
UBS Securities LLC	O	26
Morgan Stanley & Co. Incorporatec	B	18

## APPENDIX II

## Final Bidding Results

## Limit Orders

Dealer	Bid	Size
Barclays Bank PLC	4.75*	100
Barclays Bank PLC	4.25*	25
Barclays Bank PLC	4*	25
Deutsche Bank AG	4*	5
Deutsche Bank AG**	3.75*	2
Goldman Sachs & Co.	3.75*	6.5
Barclays Bank PLC	3.75*	25
Barclays Bank PLC	3.5*	5
Barclays Bank PLC	3.25^	50
Banc of America Securities LLC	3.125	20
The Royal Bank of Scotland PLC	3	10
Morgan Stanley & Co. Incorporatec	3	5
Barclays Bank PLC**	3	2
Citigroup Global Markets Inc.**	3	2
Citigroup Global Markets Inc.	3	10
The Royal Bank of Scotland PLC**	3	2
Banc of America Securities LLC**	3	2
Credit Suisse International**	2.875	2
BNP Paribas**	2.75	2
Banc of America Securities LLC	2.75	10
Goldman Sachs & Co.	2.625	15
Banc of America Securities LLC	2.5	10
Goldman Sachs & Co.	2.5	15
Goldman Sachs & Co.	2.5	15
The Royal Bank of Scotland PLC	2.5	5
Citigroup Global Markets Inc.	2.5	10
Morgan Stanley & Co. Incorporated**	2.5	2
UBS Securities LLC**	2.5	2
Morgan Stanley & Co. Incorporatec	2.5	5
Goldman Sachs & Co.	2.25	15
Goldman Sachs & Co.**	2	2
Morgan Stanley & Co. Incorporatec	2	5
The Royal Bank of Scotland PLC	2	10
Citigroup Global Markets Inc.	2	10
Credit Suisse Internationa	2	5
Deutsche Bank AG	2	234
J.P. Morgan Securities Inc.	1.625	50
BNP Paribas	1.5	9.8
J.P. Morgan Securities Inc.	1.5	75
J.P. Morgan Securities Inc.	1.375	100
J.P. Morgan Securities Inc.	1.25	150
UBS Securities LLC	1.125	234.247
J.P. Morgan Securities Inc.	1.125	200
Citigroup Global Markets Inc.	1	50
J.P. Morgan Securities Inc.**	1	2
Credit Suisse Internationa	1	3
UBS Securities LLC	1	100
J.P. Morgan Securities Inc.	1	234
UBS Securities LLC	0.875	50
UBS Securities LLC	0.5	225
Citigroup Global Markets Inc.	0.5	100
Citigroup Global Markets Inc.	0.25	200
Credit Suisse Internationa	0.125	10

\*\* Limit Orders that were derived from inside markets.

\* Limit Orders that were filled.

^ Limit Orders that were partially filled.

## APPENDIX III

## CDS Upfronts

Date		CDS Upfront
EDD - 90 Days	11/21/2008	82.67%
EDD - 60 Days	01/02/2009	88.14%
EDD - 30 Days	02/13/2009	88.83%
EDD - 10 Days	03/13/2009	88.91%
EDD - 9 Days	03/16/2009	90.23%
EDD - 8 Days	03/17/2009	89.41%
EDD - 7 Days	03/18/2009	90.54%
EDD - 6 Days	03/19/2009	88.50%
EDD - 5 Days	03/20/2009	89.06%
EDD - 4 Days	03/23/2009	89.14%
EDD - 3 Days	03/24/2009	89.21%
EDD - 2 Days	03/25/2009	89.20%
EDD - 1 Day	03/26/2009	87.13%

## CDS Recovery Rate

Date	Rec. Rate
Auction day - 120 Days	12/31/2008 12.79%
Auction day - 90 Days	12/12/2008 8.00%
Auction day - 60 Days	01/23/2009 6.31%
Auction day - 30 Days	03/06/2009 6.00%
Auction day - 10 Days	04/03/2009 7.30%
Auction day - 9 Days	04/06/2009 6.50%
Auction day - 8 Days	04/07/2009 5.00%
Auction day - 7 Days	04/08/2009 5.00%
Auction day - 6 Days	04/09/2009 5.00%
Auction day - 5 Days	04/10/2009 5.00%
Auction day - 4 Days	04/13/2009 5.00%
Auction day - 3 Days	04/14/2009 5.00%
Auction day - 2 Days	04/15/2009 5.00%
Auction day - 1 Day	04/16/2009 4.30%

## APPENDIX IV

## Bond Details

	ISIN	CUSIP	Name	Coupon	Maturity
<b>Bond 1</b>	US003924AB38	003924AB3	Abitibi	7.40%	04/01/2018
<b>Bond 2</b>	US003924AC11	003924AC1	Abitibi	7.50%	04/01/2028
<b>Bond 3</b>	US003924AD93	003924AD9	Abitibi	8.50%	08/01/2029
<b>Bond 4</b>	US003924AG25	003924AG2	Abitibi	8.55%	08/01/2010
<b>Bond 5</b>	US003924AH08	003924AH0	Abitibi	8.85%	08/01/1930
<b>Bond 6</b>	USC00246AC92	C00246AC9	Abitibi-Consolidated Company of Canada	13.75%	04/01/2011
<b>Bond 7</b>	US003669AF58	003669AF5	Abitibi-Consolidated Company of Canada	7.75%	06/15/2011
<b>Bond 8</b>	US003669AL27	003669AL2	Abitibi-Consolidated Company of Canada	13.75%	04/01/2011
<b>Bond 9</b>	US003669AK44	003669AK4	Abitibi-Consolidated Company of Canada	15.50%	07/15/2010
<b>Bond 10</b>	US003669AC28	003669AC2	Abitibi-Consolidated Company of Canada	6.00%	06/20/2013
<b>Bond 11</b>	US003669AJ70	003669AJ7	Abitibi-Consolidated Company of Canada	8.375%	04/01/2015
<b>Bond 12</b>	US003669AG32	003669AG3	Abitibi-Consolidated Company of Canada	LIBOR + 3.50%	06/15/2011
<b>Bond 13</b>	US003672AA09	003672AA0	Abitibi-Consolidated Company of Canada	7.875%	08/01/2009

## Bond Prices

Date	Prices			
	US003924AH08	US003924AC11	US003924AG25	US003924AD93
Auction day - 120 Days	10/31/2008 19.00%	17.92%	26.17%	19.00%
Auction day - 90 Days	12/12/2008 10.33%	10.33%	16.00%	10.33%
Auction day - 60 Days	01/23/2009 12.21%	12.33%	17.20%	11.54%
Auction day - 30 Days	03/06/2009 10.13%	10.00%	8.50%	10.00%
Auction day - 10 Days	04/03/2009 6.00%	5.50%	5.92%	5.50%
Auction day - 9 Days	04/06/2009 6.00%	6.33%	5.94%	6.00%
Auction day - 8 Days	04/07/2009 5.50%	6.33%	5.94%	6.00%
Auction day - 7 Days	04/08/2009 5.50%	5.00%	5.35%	6.00%
Auction day - 6 Days	04/09/2009 5.50%	5.00%	5.35%	6.00%
Auction day - 5 Days	04/10/2009 5.50%	5.00%	5.35%	6.00%
Auction day - 4 Days	04/13/2009 5.50%	5.00%	5.45%	6.00%
Auction day - 3 Days	04/14/2009 5.47%	5.00%	5.45%	6.00%
Auction day - 2 Days	04/15/2009 5.13%	5.00%	5.45%	6.00%
Auction day - 1 Day	04/16/2009 4.00%	4.00%	4.35%	4.50%

## APPENDIX V

## Indices Affected

Old Index Name	Old Version	Old RED Code	New Index Name	New Version	New RED Code
Dow Jones CDX.NA.HY.2-V9	9	2165BRCR9	Dow Jones CDX.NA.HY.2-V11	11	2165BREA4
Dow Jones CDX.NA.HY.3-V10	10	2165BRCS7	Dow Jones CDX.NA.HY.3-V12	12	2165BREC0
Dow Jones CDX.NA.HY.4-V10	10	2165BRCT5	Dow Jones CDX.NA.HY.4-V12	12	2165BREE6
Dow Jones CDX.NA.HY.5-V9	9	2165BRCU2	Dow Jones CDX.NA.HY.5-V11	11	2165BREG1
Dow Jones CDX.NA.HY.6-V7	7	2165BRCV0	Dow Jones CDX.NA.HY.6-V9	9	2165BREI7
Dow Jones CDX.NA.HY.7-V6	6	2165BRCW8	Dow Jones CDX.NA.HY.7-V8	8	2165BREK2
CDX.NA.HY.8-V6	6	2165BRCX6	CDX.NA.HY.8-V9	9	2165BREM8
CDX.NA.HY.9-V7	7	2165BRCY4	CDX.NA.HY.9-V10	10	2165BREP1
CDX.NA.HY.10-V6	6	2165BRDD9	CDX.NA.HY.10-V9	9	2165BRES5
CDX.NA.HY.11	6	2165BRDE7	CDX.NA.HY.11	9	2165BREV8
Dow Jones CDX.NA.HY.B.6-V4	4	2165BSCV8	Dow Jones CDX.NA.HY.B.6-V5	5	2165BSDE5
Dow Jones CDX.NA.HY.B.7-V3	3	2165BSCW6	Dow Jones CDX.NA.HY.B.7-V4	4	2165BSDF2
CDX.NA.HY.B.8-V4	4	2165BSCX4	CDX.NA.HY.B.8-V5	5	2165BSDG0
CDX.NA.HY.B.9-V5	5	2165BSCY2	CDX.NA.HY.B.9-V6	6	2165BSDH8
CDX.NA.HY.B.10-V3	3	2165BSDB1	CDX.NA.HY.B.10-V4	4	2165BSDI6
Dow Jones CDX.NA.HY.BB.2-V3	3	2165BVAT8	Dow Jones CDX.NA.HY.BB.2-V4	4	2165BVBH3
Dow Jones CDX.NA.HY.BB.3-V3	3	2165BVAU5	Dow Jones CDX.NA.HY.BB.3-V4	4	2165BVB11
Dow Jones CDX.NA.HY.BB.4-V3	3	2165BVAJ0	Dow Jones CDX.NA.HY.BB.4-V4	4	2165BVB9J
Dow Jones CDX.NA.HY.BB.5-V2	2	2165BVAK7	Dow Jones CDX.NA.HY.BB.5-V3	3	2165BVBK6
Dow Jones CDX.NA.HY.HB.4-V6	6	2165BWAY5	Dow Jones CDX.NA.HY.HB.4-V8	8	2165BWCT4
Dow Jones CDX.NA.HY.HB.5-V6	6	2165BWBD0	Dow Jones CDX.NA.HY.HB.5-V8	8	2165BWCD9
Dow Jones CDX.NA.HY.HB.6-V4	4	2165WBBL2	Dow Jones CDX.NA.HY.HB.6-V6	6	2165BWCF4
Dow Jones CDX.NA.HY.HB.7-V4	4	2165WBWM0	Dow Jones CDX.NA.HY.HB.7-V6	6	2165BWCH0
CDX.NA.HY.HB.8-V4	4	2165WBWN8	CDX.NA.HY.HB.8-V6	6	2165BWCJ6
CDX.NA.HY.HB.9-V4	4	2165WBWF5	CDX.NA.HY.HB.9-V6	6	2165BWCL1
CDX.NA.HY.HB.10-V3	3	2165WBWJ7	CDX.NA.HY.HB.10-V6	6	2165BWCN7
CDX.NA.HY.HB.11	4	2165WBWO6	CDX.NA.HY.HB.11	7	2165BWCQ0
Dow Jones CDX.NA.XO.5-V2	2	1D764IAB3	Dow Jones CDX.NA.XO.5-V3	3	1D764IAV9