

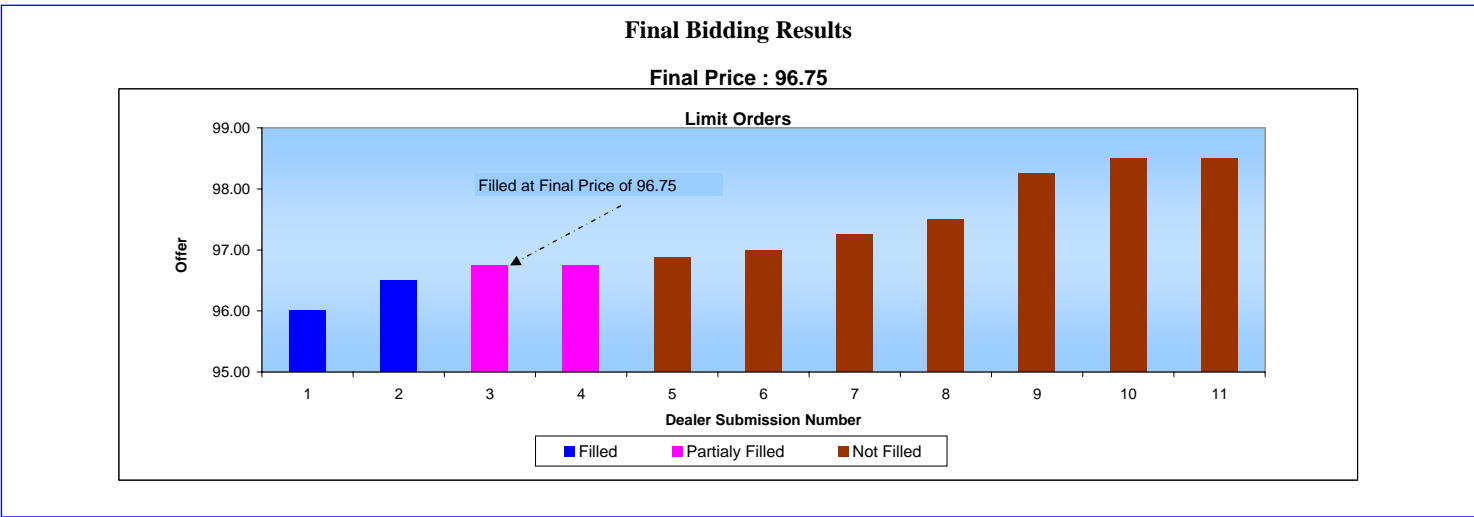
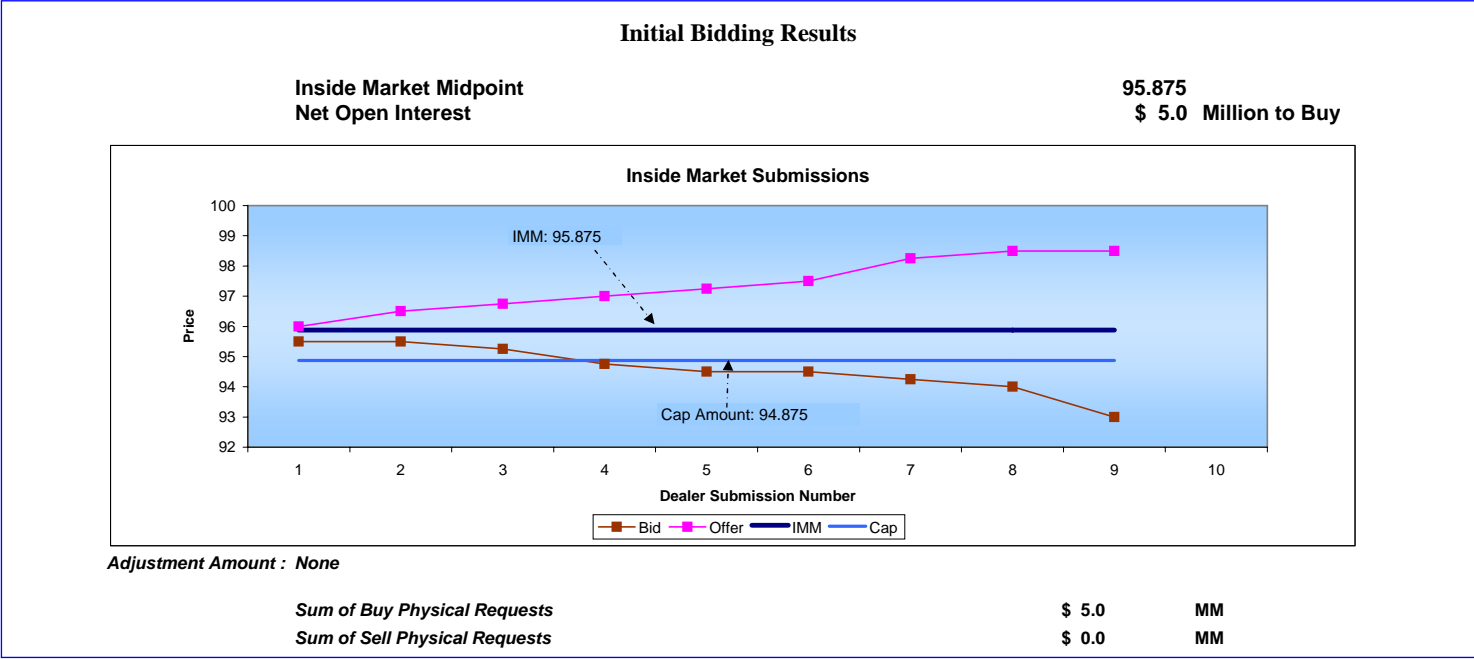
**Boston Generating, LLC  
LCDS**  
Credit Event Auction Summary

**September 21, 2010**

**Boston Generating, LLC. LCDS**  
**Final Price 96.75**  
**Auction Date 21September10**

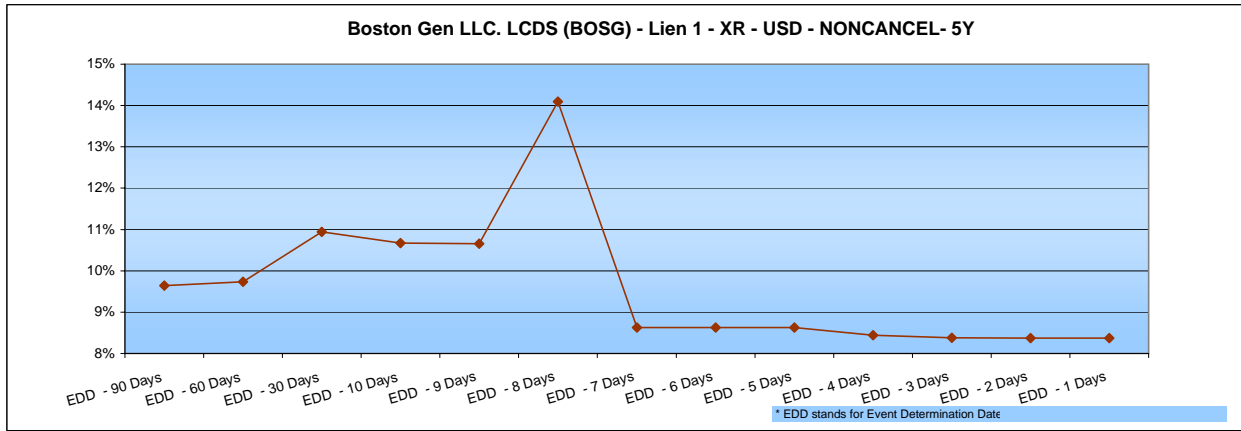
<b>Reference Data</b>		<b>Deliverable Obligations</b>
RED 6:	1B07CK	ML0001837
Index Constituents of :	*Markit LCDX.NA Series 8,9,10,12,13,14	ML0001836
		ML0001835

<b>Auction Details</b>			
Default Date	08/18/2010	Inside Market Quotation Amount	\$2 MM
EDD	08/19/2010	Bid-Offer Spread	3%
Auction Date	09/21/2010	Participating Bidders	9
Cash Settlement Date	09/28/2010	Cap Amount	1%
Event	Bankruptcy	Accrual Calculation Method	Rebate

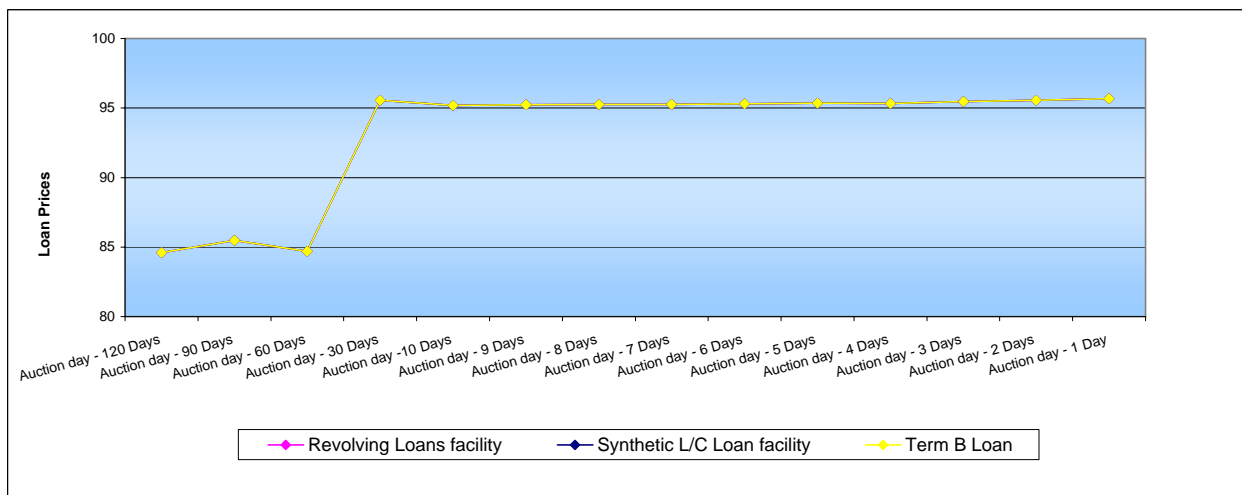


\* See Appendix V for details

### LCDS Spreads



### Loan Prices



## Appendix

## APPENDIX I

## Initial Bidding Results

*Inside Market Submissions*

Dealers	Bid	Offer
Bank of America, NA	94.5	96.5
Barclays Bank PLC	95.25	98.25
Citigroup Global Markets Inc.	93	96
Credit Suisse International	94.75	96.75
Deutsche Bank AG	95.5	98.5
Goldman Sachs Lending Partners, L.P.	95.5	98.5
Morgan Stanley Senior Funding, Inc.	94.5	97.5
The Royal Bank of Scotland PLC	94	97
UBS Securities LLC	94.25	97.25

*Physical settlement requests*

Dealers	Type	Size
Barclays Bank PLC	O	0
Citigroup Global Markets Inc.	O	0
Credit Suisse International	O	0
Deutsche Bank AG	O	0
Goldman Sachs Lending Partners, L.P.	O	0
Morgan Stanley Senior Funding, Inc.	O	0
The Royal Bank of Scotland PLC	O	0
UBS Securities LLC	O	0
Bank of America, NA	B	5

## APPENDIX II

## Final Bidding Results

*Limit Orders*

Dealer	Bid	Size
Citigroup Global Markets Inc.**	96.0*	2
Bank of America, NA**	96.5*	2
Credit Suisse International**	96.75^	2
Morgan Stanley Senior Funding, Inc.	96.75^	2
Morgan Stanley Senior Funding, Inc.	96.875	2
The Royal Bank of Scotland PLC**	97	2
UBS Securities LLC**	97.25	2
Morgan Stanley Senior Funding, Inc.**	97.5	2
Barclays Bank PLC**	98.25	2
Goldman Sachs Lending Partners, L.P.**	98.5	2
Deutsche Bank AG**	98.5	2

\*\* Limit Orders that were derived from inside markets.

\* Limit Orders that were filled.

^ Limit Orders that were partially filled.

## APPENDIX III

## LCDS Spreads

Date		LCDS Spread
EDD - 90 Days	04/15/2010	10%
EDD - 60 Days	05/27/2010	10%
EDD - 30 Days	07/08/2010	11%
EDD - 10 Days	08/05/2010	11%
EDD - 9 Days	08/06/2010	11%
EDD - 8 Days	08/09/2010	14%
EDD - 7 Days	08/10/2010	9%
EDD - 6 Days	08/11/2010	9%
EDD - 5 Days	08/12/2010	9%
EDD - 4 Days	08/13/2010	8%
EDD - 3 Days	08/16/2010	8%
EDD - 2 Days	08/17/2010	8%
EDD - 1 Days	08/18/2010	8%

## Recovery Rate

Date	Rec. Rate
Auction day - 120 Days	04/06/2010 61%
Auction day - 90 Days	05/18/2010 78%
Auction day - 60 Days	06/29/2010 78%
Auction day - 10 Days	09/07/2010 95%
Auction day - 9 Days	09/08/2010 95%
Auction day - 8 Days	09/09/2010 95%
Auction day - 7 Days	09/10/2010 95%
Auction day - 6 Days	09/13/2010 95%
Auction day - 5 Days	09/14/2010 95%
Auction day - 4 Days	09/15/2010 95%
Auction day - 3 Days	09/16/2010 95%
Auction day - 2 Days	09/17/2010 95%
Auction day - 1 Day	09/20/2010 95%

## APPENDIX IV

## Loan Details

Loan Type	Initial Amount	Maturity	Spread	MLID	LXID
Revolving Credit Loan facility	\$70 mm	12/30/2013	LIBOR + 225 BPs	ML0001837	LX052540
Synthetic L/C Loan facility	\$250 mm	12/30/2013	LIBOR + 225 BPs	ML0001836	LX052289
Term B Loan	\$1,130 mm	12/30/2013	LIBOR + 225 BPs	ML0001835	LX053630

## Loan Prices

Date	Prices		
	LX052540	LX052289	LX053630
Auction day - 120 Days	04/06/2010 84.611	84.611	84.611
Auction day - 90 Days	05/18/2010 85.4795	85.4795	85.4795
Auction day - 60 Days	06/29/2010 84.6945	84.6945	84.6945
Auction day - 30 Days	08/10/2010 95.5505	95.5505	95.5505
Auction day - 10 Days	09/07/2010 95.1925	95.1925	95.1925
Auction day - 9 Days	09/08/2010 95.229	95.229	95.229
Auction day - 8 Days	09/09/2010 95.25	95.25	95.25
Auction day - 7 Days	09/10/2010 95.25	95.25	95.25
Auction day - 6 Days	09/13/2010 95.3125	95.3125	95.3125
Auction day - 5 Days	09/14/2010 95.344	95.344	95.344
Auction day - 4 Days	09/15/2010 95.3335	95.3335	95.3335
Auction day - 3 Days	09/16/2010 95.4585	95.4585	95.4585
Auction day - 2 Days	09/17/2010 95.5625	95.5625	95.5625
Auction day - 1 Day	09/20/2010 95.6635	95.6635	95.6635

## APPENDIX V

## Indices Affected

Old Index Name	Old RED Code	New Index Name	New RED Code
LCDX.NA Series 8 Version 27	5F199GDB0	LCDX.NA Series 8 Version 28	5F199GDK0
LCDX.NA Series 9 Version 23	5F199GDG9	LCDX.NA Series 9 Version 24	5F199GDL8
LCDX.NA Series 10 Version 23	5F199GDH7	LCDX.NA Series 10 Version 24	5F199GDM6
LCDX.NA Series 12 Version 12	5F199GDI5	LCDX.NA Series 12 Version 13	5F199GDN4
LCDX.NA Series 13 Version 2	5F199GDJ3	LCDX.NA Series 13 Version 3	5F199GDO2
LCDX.NA Series 14 Version 1	5F199GDF1	LCDX.NA Series 14 Version 2	5F199GDP9