

**Charter Communications Holdings, LLC
Senior Unsecured CDS**

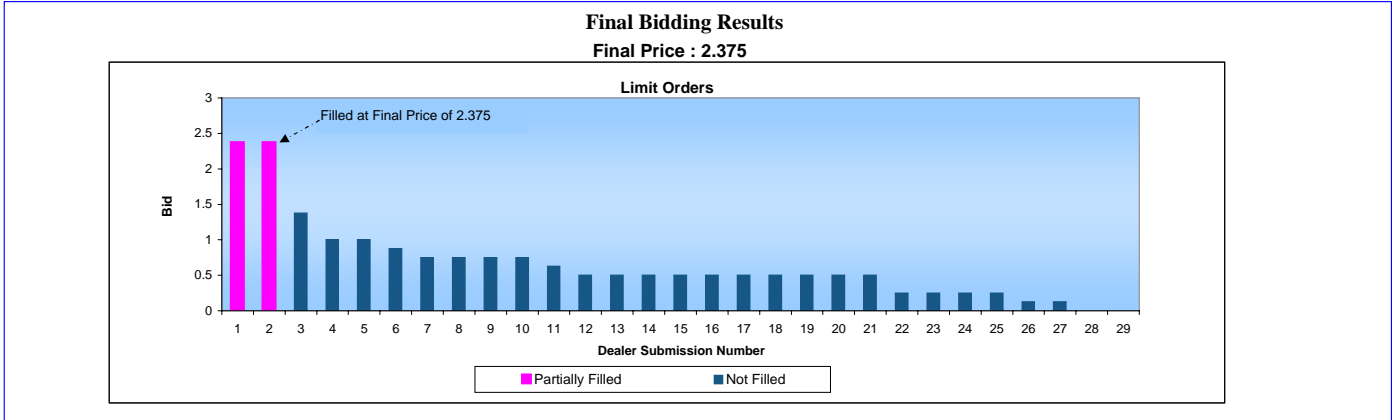
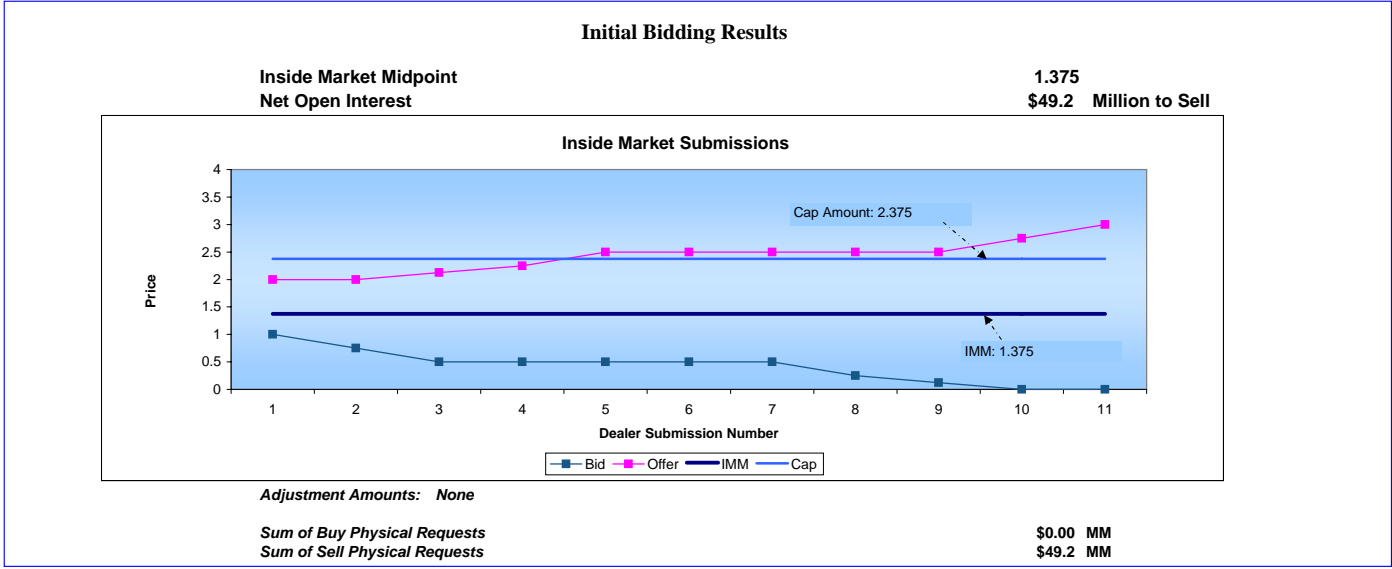
Credit Event Auction Summary

April 21, 2009

Charter Communications Holdings, LLC CDS
Final Price 2.375
Auction Date 21Apr09

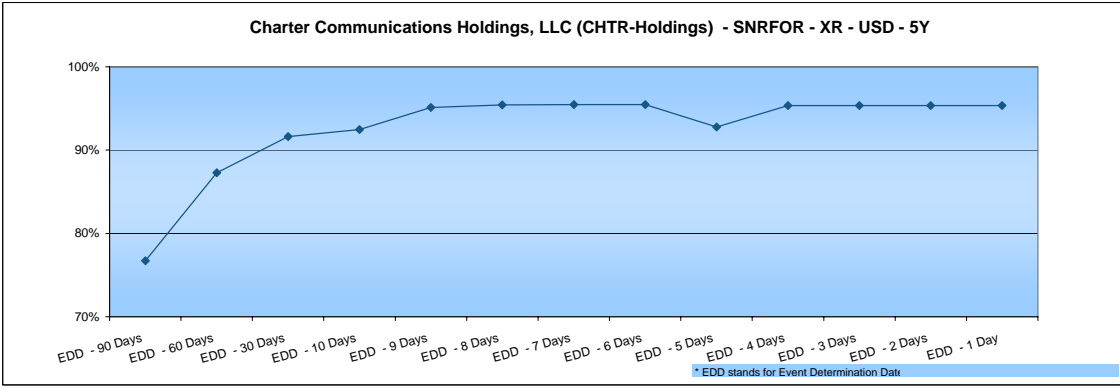
Reference Data		Deliverable Obligations	
RED 6 :	1H728W	US16117PAK66	USU1251NAA82
RED 9 :	1H728WAC6	US16117PAZ36	US12501BAN47
		US16117PAV22	US12501BAS34
Index Constituents of	*Markit CDX.NA.HY. 8-11	US16117PAW05	US12501BAP94
	Markit CDX.NA.HY.HB. 8-11	US16117PAF71	US12501BAQ77
	Markit Dow Jones CDX.NA.HY. 1-7	US16117PBB58	US12501BAR50
	Markit Dow Jones CDX.NA.HY.HB. 3-7	US16117PBD15	US12501BAT17
		US16117PBH29	US12502BAE39
		US16117PAM23	US12502BAC72 - Red Preferred
		US12502BAA17	

Auction Details			
Default Date	03/27/2009	Inside Market Quotation Amount	\$ 2 MM
EDD	03/27/2009	Bid-Offer Spread	2%
Auction Date	04/21/2009	Participating Bidders	11
Cash Settlement Date	04/28/2009	Adhering Parties	492
Event	Bankruptcy	Cap Amount	1%
		Accrual Calculation Method	Normal

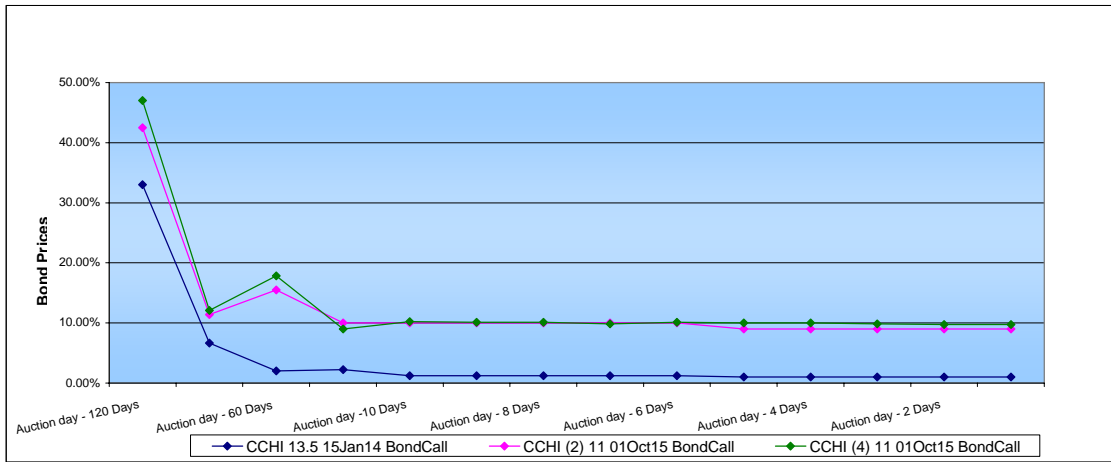


* See Appendix V for details

CDS Upfronts



Bond Prices



Appendix

APPENDIX I

Initial Bidding Results

Inside Market Submissions

Dealers	Bid	Offer
Banc of America Securities LLC	0.5	2.5
Barclays Bank PLC	0.125	2.125
BNP Paribas	0.75	2.75
Citigroup Global Markets Inc.	0.5	2.5
Credit Suisse International	0.25	2.25
Deutsche Bank AG	0.5	2.5
Goldman Sachs & Co.	0.5	2.5
J.P. Morgan Securities Inc.	0.5	2.5
Morgan Stanley & Co. Incorporated	0	2
The Royal Bank of Scotland PLC	1	3
UBS Securities LLC	0	2

Physical settlement requests

Dealers	Type	Size
BNP Paribas	0	0
Banc of America Securities LLC	0	3.5
Barclays Bank PLC	0	0
Citigroup Global Markets Inc.	0	27.7
Credit Suisse International	0	0
Deutsche Bank AG	0	0
Goldman Sachs & Co.	0	0
J.P. Morgan Securities Inc.	0	10
Morgan Stanley & Co. Incorporated	0	8
The Royal Bank of Scotland PLC	0	0
UBS Securities LLC	0	0

APPENDIX II

Final Bidding Results

Limit Orders

Dealer	Bid	Size
Morgan Stanley & Co. Incorporated	2.375[^]	49.2
Deutsche Bank AG	2.375[^]	5
Banc of America Securities LLC	1.375	10
The Royal Bank of Scotland PLC**	1	2
Credit Suisse International	1	49.2
Goldman Sachs & Co.	0.875	5
BNP Paribas**	0.75	2
Goldman Sachs & Co.	0.75	10
Barclays Bank PLC	0.75	5
Credit Suisse International	0.75	25
Goldman Sachs & Co.	0.625	25
Banc of America Securities LLC**	0.5	2
Deutsche Bank AG**	0.5	2
J.P. Morgan Securities Inc.**	0.5	2
Goldman Sachs & Co.**	0.5	2
Citigroup Global Markets Inc.**	0.5	2
Credit Suisse International	0.5	25
Banc of America Securities LLC	0.5	10
Goldman Sachs & Co.	0.5	49.2
J.P. Morgan Securities Inc.	0.5	5
Barclays Bank PLC	0.5	5
Credit Suisse International**	0.25	2
J.P. Morgan Securities Inc.	0.25	5
Citigroup Global Markets Inc.	0.25	49.2
Barclays Bank PLC	0.25	10
Barclays Bank PLC**	0.125	2
Barclays Bank PLC	0.125	49
Morgan Stanley & Co. Incorporated**	0	2
UBS Securities LLC**	0	2

** Limit Orders that were derived from inside markets.

[^] Limit Orders that were partially filled.

APPENDIX III

CDS Upfronts

Date		CDS Upfront
EDD - 90 Days	11/21/2008	76.71%
EDD - 60 Days	01/02/2009	87.29%
EDD - 30 Days	02/13/2009	91.61%
EDD - 10 Days	03/13/2009	92.46%
EDD - 9 Days	03/16/2009	95.13%
EDD - 8 Days	03/17/2009	95.43%
EDD - 7 Days	03/18/2009	95.45%
EDD - 6 Days	03/19/2009	95.47%
EDD - 5 Days	03/20/2009	92.76%
EDD - 4 Days	03/23/2009	95.35%
EDD - 3 Days	03/24/2009	95.35%
EDD - 2 Days	03/25/2009	95.35%
EDD - 1 Day	03/26/2009	95.36%

CDS Recovery Rate

Date		Rec. Rate
Auction day - 120 Days	11/04/2008	15.40%
Auction day - 90 Days	12/16/2008	6.17%
Auction day - 60 Days	01/27/2009	4.00%
Auction day - 30 Days	03/10/2009	2.75%
Auction day -10 Days	04/07/2009	2.00%
Auction day - 9 Days	04/08/2009	2.00%
Auction day - 8 Days	04/09/2009	2.00%
Auction day - 7 Days	04/10/2009	2.00%
Auction day - 6 Days	04/13/2009	2.00%
Auction day - 5 Days	04/14/2009	2.00%
Auction day - 4 Days	04/15/2009	2.00%
Auction day - 3 Days	04/16/2009	2.00%
Auction day - 2 Days	04/17/2009	2.00%
Auction day - 1 Day	04/20/2009	2.00%

APPENDIX IV

Bond Details

	ISIN	CUSIP	Name	Coupon	Maturity
Bond 1	US16117PAK66	16117PAK6	Charter Communications	10.000%	04/01/2009
Bond 2	US16117PAZ36	16117PAZ3	Charter Communications	9.625%	11/15/2009
Bond 3	US16117PAV22	16117PAV2	Charter Communications	11.125%	01/15/2011
Bond 4	US16117PAW05	16117PAW0	Charter Communications	13.50%	01/15/2011
Bond 5	US16117PAF71	16117PAF7	Charter Communications	9.920%	04/01/2011
Bond 6	US16117PBB58	16117PBB5	Charter Communications	10.00%	05/15/2011
Bond 7	US16117PBD15	16117PBD1	Charter Communications	11.750%	05/15/2011
Bond 8	US16117PBH29	16117PBH2	Charter Communications	12.125%	01/15/2012
Bond 9	US16117PAM23	16117PAM2	Charter Communications	0.00%	01/15/2010
Bond 10	US12502BAA17	12502BAA1	Charter Communications	11.00%	10/01/2015
Bond 11	USU1251NAA82	U1251NAA8	Charter Communications	11.00%	10/01/2015
Bond 12	US12501BAN47	12501BAN4	CCH I Holdings, LLC	11.125%	01/15/2014
Bond 13	US12501BAS34	12501BAS3	CCH I Holdings, LLC	13.500%	01/15/2014
Bond 14	US12501BAP94	12501BAP9	CCH I Holdings, LLC	9.920%	04/01/2014
Bond 15	US12501BAQ77	12501BAQ7	CCH I Holdings, LLC	10.00%	05/15/2014
Bond 16	US12501BAR50	12501BAR5	CCH I Holdings, LLC	11.750%	05/15/2014
Bond 17	US12501BAT17	12501BAT1	CCH I Holdings, LLC	12.125%	01/15/2015
Bond 18	US12502BAE39	12502BAE3	CCH I, LLC	11.00%	10/01/2015
Bond 19	US12502BAC72	12502BAC7	CCH I, LLC	11.00%	10/01/2015

Bond Prices

Date	Prices			
	US12502BAE39	US12501BAS34	US12502BAC72	
Auction day - 120 Days	11/04/2008	42.50%	33.00%	47.00%
Auction day - 90 Days	12/16/2008	11.38%	6.67%	12.10%
Auction day - 60 Days	01/27/2009	15.50%	2.00%	17.85%
Auction day - 30 Days	03/10/2009	10.00%	2.25%	9.00%
Auction day -10 Days	04/07/2009	10.00%	1.25%	10.25%
Auction day - 9 Days	04/08/2009	10.00%	1.25%	10.13%
Auction day - 8 Days	04/09/2009	10.00%	1.25%	10.13%
Auction day - 7 Days	04/10/2009	10.00%	1.25%	9.83%
Auction day - 6 Days	04/13/2009	10.00%	1.25%	10.12%
Auction day - 5 Days	04/14/2009	9.00%	1.00%	10.00%
Auction day - 4 Days	04/15/2009	9.00%	1.00%	10.00%
Auction day - 3 Days	04/16/2009	9.00%	1.00%	9.88%
Auction day - 2 Days	04/17/2009	9.00%	1.00%	9.75%
Auction day - 1 Day	04/20/2009	9.00%	1.00%	9.75%

APPENDIX V

Indices Affected

Old Index Name	Old Version	Old RED Code	New Index Name	New Version	New RED Code
Dow Jones CDX.NA.HY.1-V8	8	2165BRCQ1	Dow Jones CDX.NA.HY.1-V9	9	2165BRDG2
Dow Jones CDX.NA.HY.2-V11	11	2165BREA4	Dow Jones CDX.NA.HY.2-V12	12	2165BREB2
Dow Jones CDX.NA.HY.3-V12	12	2165BREC0	Dow Jones CDX.NA.HY.3-V13	13	2165BRED8
Dow Jones CDX.NA.HY.4-V12	12	2165BREE6	Dow Jones CDX.NA.HY.4-V13	13	2165BREF3
Dow Jones CDX.NA.HY.5-V11	11	2165BREG1	Dow Jones CDX.NA.HY.5-V12	12	2165BREH9
Dow Jones CDX.NA.HY.6-V9	9	2165BREI7	Dow Jones CDX.NA.HY.6-V10	10	2165BREJ5
Dow Jones CDX.NA.HY.7-V8	8	2165BREK2	Dow Jones CDX.NA.HY.7-V9	9	2165BRELO
CDX.NA.HY.8-V9	9	2165BREM8	CDX.NA.HY.8-V10	10	2165BREN6
CDX.NA.HY.9-V10	10	2165BREP1	CDX.NA.HY.9-V11	11	2165BREQ9
CDX.NA.HY.10-V9	9	2165BRES5	CDX.NA.HY.10-V10	10	2165BRET3
CDX.NA.HY.11	9	2165BREV8	CDX.NA.HY.11	10	2165BRES4
Dow Jones CDX.NA.HY.HB.3-V6	6	2165BWB19	Dow Jones CDX.NA.HY.HB.3-V7	7	2165BWBQ1
Dow Jones CDX.NA.HY.HB.4-V8	8	2165BWC14	Dow Jones CDX.NA.HY.HB.4-V9	9	2165BWC11
Dow Jones CDX.NA.HY.HB.5-V8	8	2165BWC19	Dow Jones CDX.NA.HY.HB.5-V9	9	2165BWC17
Dow Jones CDX.NA.HY.HB.6-V6	6	2165BWC14	Dow Jones CDX.NA.HY.HB.6-V7	7	2165BWC12
Dow Jones CDX.NA.HY.HB.7-V6	6	2165BWC10	Dow Jones CDX.NA.HY.HB.7-V7	7	2165BWC18
CDX.NA.HY.HB.8-V6	6	2165BWC16	CDX.NA.HY.HB.8-V7	7	2165BWC13
CDX.NA.HY.HB.9-V6	6	2165BWC11	CDX.NA.HY.HB.9-V7	7	2165BWC19
CDX.NA.HY.HB.10-V6	6	2165BWC17	CDX.NA.HY.HB.10-V7	7	2165BWC05
CDX.NA.HY.HB.11	7	2165BWC10	CDX.NA.HY.HB.11	8	2165BWC18