

**CIT Group Inc.  
Senior Unsecured CDS**

Credit Event Auction Summary

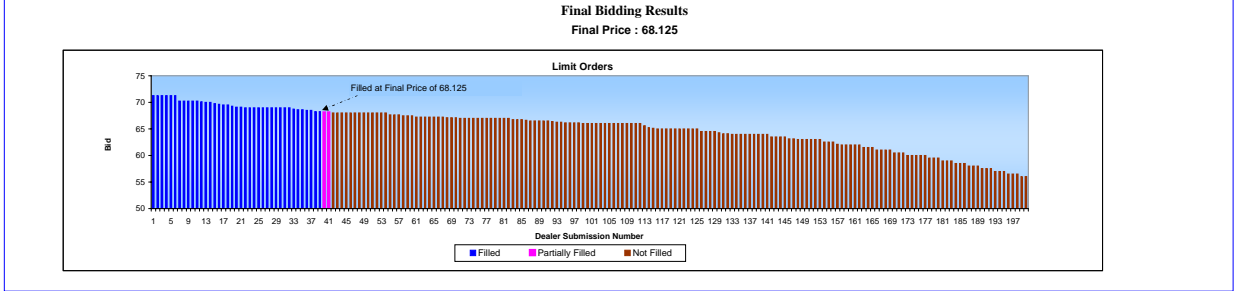
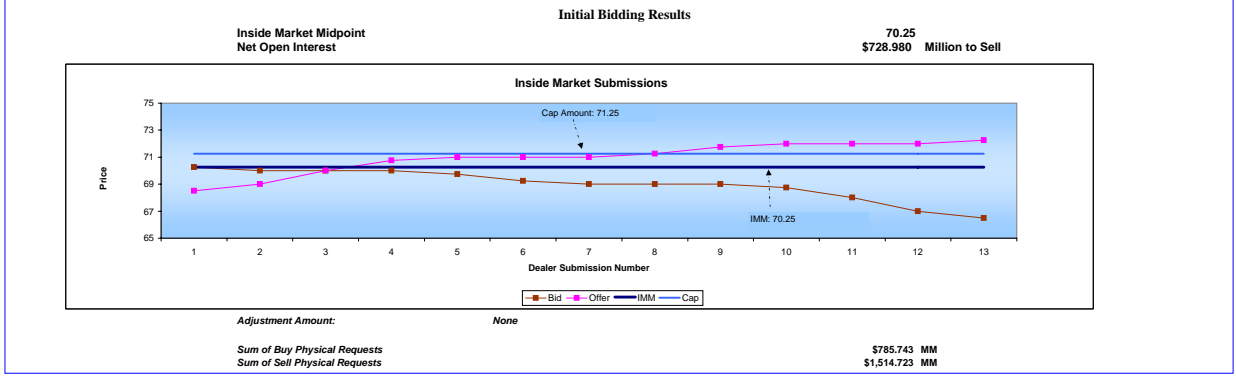
**November 20th, 2009**

**CIT Group Inc. CDS**  
**Final Price 68.125**  
**Auction Date 20Nov09**

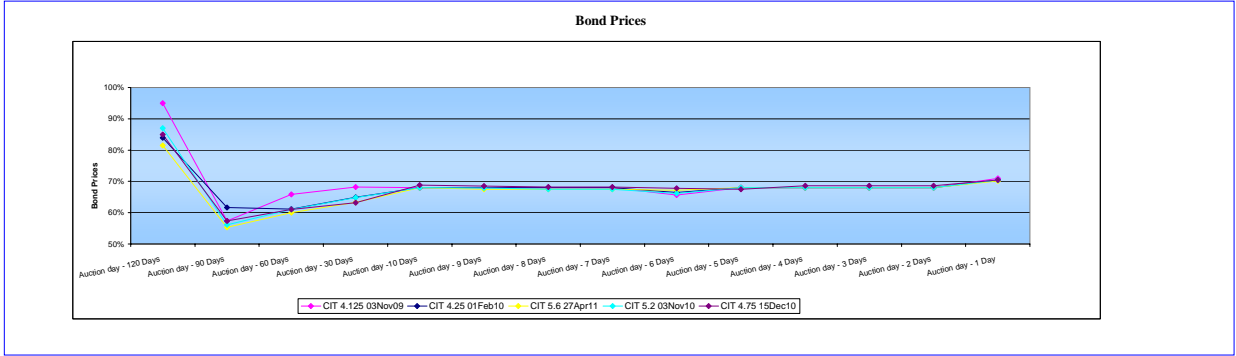
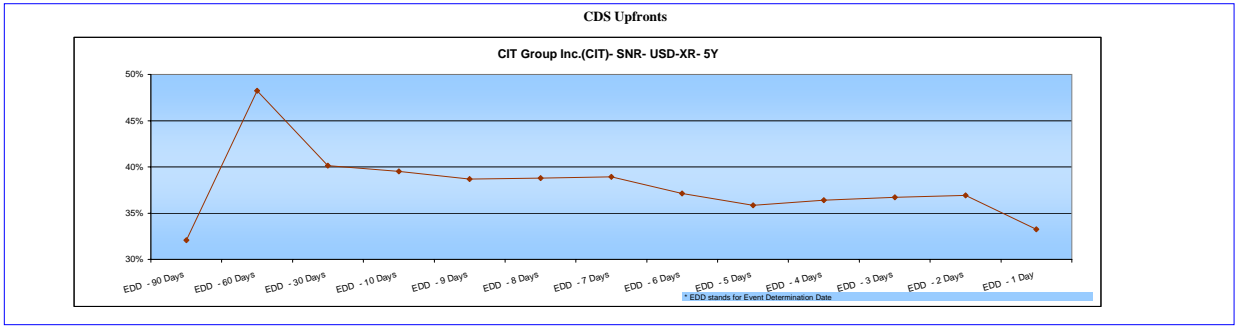
Reference Data		Deliverable Obligations
RED 6 :	137AD9	* Please refer to APPENDIX IV for details
RED 9 :	137AD9AG5	
Index Constituents of	*Market CDX.NA.HY.13 Market CDX.NA.HY.HB.13 Market Dow Jones CDX.NA.IG.1-7 Market CDX.NA.IG.8-12 Market Dow Jones CDX.NA.IG.FIN.1-7 Market CDX.NA.IG.FIN.8-12 Market CDX.NA.IG.HVOL.9-12 Market iTraxx SDI-75 1-4	

Trade Information Warehouse (DTCC)			
Gross Notional :	\$43,876,988,134	Contracts :	5,349
Net Notional :	\$2,928,918,870	Date as of:	11/20/2009

Auction Details			
EDD	11/02/2009	Inside Market Quotation Amount	\$5 MM
Auction Date	11/20/2009	Bid-Offer Spread	2%
Cash Settlement Date	12/01/2009	Participating Bidders	13
Event	Bankruptcy	Cap Amount	1%
Relevant Currency	USD	Accrual Calculation Method	Normal
Auction Currency Rate	USD/CAD = 0.93646** USD/CHF = 0.98198** USD/EUR = 1.48585** USD/GBP = 1.66210** USD/JPY = 0.01126** USD/USD = 1.00000**		
**The CIT Deliverable Obligations are denominated in CAD, CHF, EUR, GBP, JPY and USD			



\* See Appendix V for details



## Appendix

APPENDIX I

Initial Bidding Results

Inside Market Submissions

Dealers	Bid	Offer
Banc of America Securities LLC	69.25	71.25
Barclays Bank PLC	67	69
BNP Paribas	69	71
Citigroup Global Markets Inc	68.75	70.75
Credit Suisse Internationa	70	72
Deutsche Bank AG	70.25	72.25
Goldman Sachs & Co.	66.5	68.5
HSBC Bank USA, National Association	69	71
J.P. Morgan Securities, Inc.	69.75	71.75
Morgan Stanley & Co. Incorporated	68	70
Nomura International PLC	70	72
The Royal Bank of Scotland PLC	69	71
UBS Securities LLC	70	72

Dealers	Type	Size
Banc of America Securities LLC	O	391.54
Barclays Bank PLC	O	74.618
Citigroup Global Markets Inc	O	120
Credit Suisse Internationa	O	152.352
Deutsche Bank AG	O	539
Goldman Sachs & Co.	O	89
HSBC Bank USA, National Association	O	3.018
Morgan Stanley & Co. Incorporated	O	0
The Royal Bank of Scotland PLC	O	104.195
BNP Paribas	B	107.096
J.P. Morgan Securities, Inc.	B	299
Nomura International PLC	B	141.603
UBS Securities LLC	B	238.044

APPENDIX II

Final Bidding Results

Limit Orders

Dealer	Bid	Size
Banc of America Securities LLC	71.25*	125
Citigroup Global Markets Inc	71.25*	84
J.P. Morgan Securities, Inc.	71.25*	45
Nomura International PLC	71.25*	25
Barclays Bank PLC	71.25*	10
Credit Suisse Internationa	71.25*	5
Barclays Bank PLC	70.25*	45
J.P. Morgan Securities, Inc.	70.25*	20
Deutsche Bank AG**	70.25*	5
Credit Suisse Internationa**	70.25*	5
Nomura International PLC**	70.25*	5
Citigroup Global Markets Inc	70.125*	20
Barclays Bank PLC	70*	22
UBS Securities LLC**	70*	5
J.P. Morgan Securities, Inc.**	69.75*	5
Barclays Bank PLC	69.625*	15
Banc of America Securities LLC	69.5*	25
J.P. Morgan Securities, Inc.	69.5*	23
Banc of America Securities LLC**	69.25*	5
Barclays Bank PLC	69.125*	15
Citigroup Global Markets Inc	69.125*	12.5
Barclays Bank PLC	69*	35
Banc of America Securities LLC	69*	25
J.P. Morgan Securities, Inc.	69*	20
The Royal Bank of Scotland PLC	69*	10
Goldman Sachs & Co.	69*	9
Credit Suisse Internationa	69*	8
Banc of America Securities LLC	69*	8
BNP Paribas**	69*	5
HSBC Bank USA, National Association**	69*	5
The Royal Bank of Scotland PLC**	69*	5
Credit Suisse Internationa	69*	1
Citigroup Global Markets Inc**	68.75*	5
Barclays Bank PLC	68.625*	15
Citigroup Global Markets Inc	68.625*	12.5
Banc of America Securities LLC	68.5*	20
Credit Suisse Internationa	68.5*	5
Goldman Sachs & Co.	68.25*	5
Credit Suisse Internationa	68.25*	2
Citigroup Global Markets Inc	68.125*	25
Barclays Bank PLC	68.125*	25
Goldman Sachs & Co.	68	70
Barclays Bank PLC	68	60
Goldman Sachs & Co.	68	15
Banc of America Securities LLC	68	15
Credit Suisse Internationa	68	10
UBS Securities LLC	68	10
Morgan Stanley & Co. Incorporated	68	10
Morgan Stanley & Co. Incorporated	68	10
Goldman Sachs & Co.	68	10
Morgan Stanley & Co. Incorporated*	68	5
Credit Suisse Internationa	68	5
The Royal Bank of Scotland PLC	68	5
Banc of America Securities LLC	68	2
Barclays Bank PLC	67.625	25
Citigroup Global Markets Inc	67.625	15
Citigroup Global Markets Inc	67.625	12.5
J.P. Morgan Securities, Inc.	67.5	25
Banc of America Securities LLC	67.5	25
Credit Suisse Internationa	67.5	10
J.P. Morgan Securities, Inc.	67.25	25
The Royal Bank of Scotland PLC	67.25	25
Barclays Bank PLC	67.25	25
Banc of America Securities LLC	67.25	20
Banc of America Securities LLC	67.25	20
Goldman Sachs & Co.	67.25	5
Credit Suisse Internationa	67.25	3
Barclays Bank PLC	67.125	75
J.P. Morgan Securities, Inc.	67.125	25
Citigroup Global Markets Inc	67.125	12.5
J.P. Morgan Securities, Inc.	67	95
Citigroup Global Markets Inc	67	50
Barclays Bank PLC	67	40
Citigroup Global Markets Inc	67	25
The Royal Bank of Scotland PLC	67	25
The Royal Bank of Scotland PLC	67	20
Goldman Sachs & Co.	67	14
Credit Suisse Internationa	67	13
Barclays Bank PLC**	67	5
Credit Suisse Internationa	67	5
Credit Suisse Internationa	67	4.875
Banc of America Securities LLC	67	3
Banc of America Securities LLC	66.75	25
Citigroup Global Markets Inc	66.75	20
J.P. Morgan Securities, Inc.	66.75	5
Citigroup Global Markets Inc	66.625	5
Morgan Stanley & Co. Incorporated	66.5	50
J.P. Morgan Securities, Inc.	66.5	25
The Royal Bank of Scotland PLC	66.5	25
Credit Suisse Internationa	66.5	10
Goldman Sachs & Co.**	66.5	5
J.P. Morgan Securities, Inc.	66.375	5
Goldman Sachs & Co.	66.25	5
Credit Suisse Internationa	66.25	4
Citigroup Global Markets Inc	66.125	50
J.P. Morgan Securities, Inc.	66.125	20
Barclays Bank PLC	66.125	15
Citigroup Global Markets Inc	66.125	12.5
Morgan Stanley & Co. Incorporated	66	75
Citigroup Global Markets Inc	66	50
Citigroup Global Markets Inc	66	50
Citigroup Global Markets Inc	66	50
Citigroup Global Markets Inc	66	50

The Royal Bank of Scotland PLC	66	50
Citigroup Global Markets Inc	66	25
J.P. Morgan Securities, Inc.	66	25
Banc of America Securities LLC	66	25
Goldman Sachs & Co.	66	17
Credit Suisse International	66	16
UBS Securities LLC	66	10
Morgan Stanley & Co. Incorporated	66	10
Banc of America Securities LLC	66	4
Goldman Sachs & Co.	66	2
Citigroup Global Markets Inc	65,625	10
Credit Suisse International	65,25	5
Citigroup Global Markets Inc	65,125	50
Deutsche Bank AG	65	355
Citigroup Global Markets Inc	65	100
Morgan Stanley & Co. Incorporated	65	100
Barclays Bank PLC	65	80
Citigroup Global Markets Inc	65	50
The Royal Bank of Scotland PLC	65	50
UBS Securities LLC	65	15
J.P. Morgan Securities, Inc.	65	15
Banc of America Securities LLC	65	10
Goldman Sachs & Co.	65	2
Barclays Bank PLC	64,5	15
Deutsche Bank AG	64,5	5
J.P. Morgan Securities, Inc.	64,5	5
Banc of America Securities LLC	64,5	5
Credit Suisse International	64,25	5
Citigroup Global Markets Inc	64,125	100
Banc of America Securities LLC	64,125	50
Citigroup Global Markets Inc	64	100
Deutsche Bank AG	64	55
UBS Securities LLC	64	25
The Royal Bank of Scotland PLC	64	25
Barclays Bank PLC	64	25
Morgan Stanley & Co. Incorporated	64	10
J.P. Morgan Securities, Inc.	64	5
Banc of America Securities LLC	64	5
Goldman Sachs & Co.	64	2
Barclays Bank PLC	63,5	10
Deutsche Bank AG	63,5	5
J.P. Morgan Securities, Inc.	63,5	5
Banc of America Securities LLC	63,5	5
Citigroup Global Markets Inc	63,125	50
Banc of America Securities LLC	63,125	25
Citigroup Global Markets Inc	63	125
Deutsche Bank AG	63	35
Barclays Bank PLC	63	10
J.P. Morgan Securities, Inc.	63	5
Banc of America Securities LLC	63	5
Goldman Sachs & Co.	63	2
Barclays Bank PLC	62,5	10
Deutsche Bank AG	62,5	5
J.P. Morgan Securities, Inc.	62,5	5
Banc of America Securities LLC	62,25	100
Barclays Bank PLC	62	50
Deutsche Bank AG	62	35
Morgan Stanley & Co. Incorporated	62	10
J.P. Morgan Securities, Inc.	62	5
Goldman Sachs & Co.	62	2
Barclays Bank PLC	61,5	10
Deutsche Bank AG	61,5	5
J.P. Morgan Securities, Inc.	61,5	5
Deutsche Bank AG	61	35
Barclays Bank PLC	61	10
J.P. Morgan Securities, Inc.	61	5
Goldman Sachs & Co.	61	2
Barclays Bank PLC	60,5	10
Deutsche Bank AG	60,5	5
J.P. Morgan Securities, Inc.	60,5	5
Deutsche Bank AG	60	105
UBS Securities LLC	60	25
Barclays Bank PLC	60	10
J.P. Morgan Securities, Inc.	60	5
Goldman Sachs & Co.	60	2
Barclays Bank PLC	59,5	10
Deutsche Bank AG	59,5	5
J.P. Morgan Securities, Inc.	59,5	5
Barclays Bank PLC	59	10
Deutsche Bank AG	59	5
J.P. Morgan Securities, Inc.	59	5
Barclays Bank PLC	58,5	10
Deutsche Bank AG	58,5	5
J.P. Morgan Securities, Inc.	58,5	5
Barclays Bank PLC	58	10
Deutsche Bank AG	58	5
J.P. Morgan Securities, Inc.	58	5
Barclays Bank PLC	57,5	10
Deutsche Bank AG	57,5	5
J.P. Morgan Securities, Inc.	57,5	5
Barclays Bank PLC	57	10
Deutsche Bank AG	57	5
J.P. Morgan Securities, Inc.	57	5
Barclays Bank PLC	56,5	10
Deutsche Bank AG	56,5	5
J.P. Morgan Securities, Inc.	56,5	5
Deutsche Bank AG	56	5
J.P. Morgan Securities, Inc.	56	5
Limit Orders that were filled	56	5

^ Limit Orders that were partially filled.

\*\* Limit Orders that were derived from inside markets.

APPENDIX III

CDS Upfronts

	Date	CDS Upfront
EDD - 90 Days	06/29/2009	32.07%
EDD - 60 Days	08/10/2009	48.23%
EDD - 30 Days	09/21/2009	40.13%
EDD - 10 Days	07/27/2009	39.53%
EDD - 9 Days	07/28/2009	38.70%
EDD - 8 Days	07/29/2009	38.79%
EDD - 7 Days	07/30/2009	38.93%
EDD - 6 Days	07/31/2009	37.11%
EDD - 5 Days	08/03/2009	35.84%
EDD - 4 Days	08/04/2009	36.42%
EDD - 3 Days	08/05/2009	36.71%
EDD - 2 Days	08/06/2009	36.91%
EDD - 1 Day	08/07/2009	33.26%

CDS Recovery Rate

	Date	Rec. Rate
Auction day - 120 Days	05/07/2009	31.60%
Auction day - 90 Days	08/19/2009	42.75%
Auction day - 60 Days	07/30/2009	43.38%
Auction day - 30 Days	09/10/2009	53.78%
Auction day - 10 Days	10/08/2009	68.00%
Auction day - 9 Days	10/09/2009	67.54%
Auction day - 8 Days	10/12/2009	67.08%
Auction day - 7 Days	10/13/2009	67.08%
Auction day - 6 Days	10/14/2009	66.00%
Auction day - 5 Days	10/15/2009	67.00%
Auction day - 4 Days	10/16/2009	67.00%
Auction day - 3 Days	10/19/2009	67.00%
Auction day - 2 Days	10/20/2009	66.71%
Auction day - 1 Day	10/21/2009	69.44%

APPENDIX IV

Bond Details

ISIN	Issuer Name	Coupon	Maturity	Currency	CONTRA - ACCEPT	CONTRA - NOT EXCHANGE	CONTRA - REJECT
US12560PCL31	CIT GROUP INC.	6.875	11/01/2009	USD			
US12561AM06	CIT GROUP INC.	4.125	11/03/2009	USD			
US12557WB833	CIT GROUP INC.	5	11/15/2009	USD			
US12557WB593	CIT GROUP INC.	5	11/15/2009	USD			
US12557WB262	CIT GROUP INC.	5	11/15/2009	USD			
US12557WPC80	CIT GROUP INC.	5.05	11/15/2009	USD			
US12557WJP77	CIT GROUP INC.	3.85	11/15/2009	USD			
US12557WLV18	CIT GROUP INC.	4.625	11/15/2009	USD			
US12557WSJ17	CIT GROUP INC.	6.25	12/15/2009	USD			
US12557WSM46	CIT GROUP INC.	6.5	12/15/2009	USD			
US12557WJY46	CIT GROUP INC.	3.95	12/15/2009	USD			
US12557WMB45	CIT GROUP INC.	4.8	12/15/2009	USD			
US12557WPU98	CIT GROUP INC.	4.85	12/15/2009	USD			
US12557WPL99	CIT GROUP INC.	4.7	12/15/2009	USD			
US12560PL22	CIT GROUP INC.	FRN	12/21/2009	USD			
US125581AQ10	CIT GROUP INC.	4.25	02/01/2010	USD			
US12557WSX01	CIT GROUP INC.	6.5	02/15/2010	USD			
US12557WTE11	CIT GROUP INC.	6.25	02/15/2010	USD			
US12557WKE02	CIT GROUP INC.	4.05	02/15/2010	USD			
US12557WDC81	CIT GROUP INC.	5.15	02/15/2010	USD			
US12557WQL80	CIT GROUP INC.	5.05	02/15/2010	USD			
CH0029382659	CIT GROUP INC.	0	03/01/2010	CHF			
CH0029407191	CIT GROUP INC.	2.75	03/01/2010	CHF			
US125581CX43	CIT GROUP INC.	0	03/12/2010	USD			
US12557WTL53	CIT GROUP INC.	6.5	03/15/2010	USD			
US12557WMP31	CIT GROUP INC.	5.15	03/15/2010	USD			
US12557WMH15	CIT GROUP INC.	5.05	03/15/2010	USD			
US12557WKL45	CIT GROUP INC.	4.3	03/15/2010	USD			
US12557WRC72	CIT GROUP INC.	4.85	03/15/2010	USD			
US12557WQU89	CIT GROUP INC.	4.9	03/15/2010	USD			
US12560PFN69	CIT GROUP INC.	0	03/22/2010	USD			
US12557WKS97	CIT GROUP INC.	4.45	05/15/2010	USD			
US12557WMI09	CIT GROUP INC.	5.25	05/15/2010	USD			
US12557WNB36	CIT GROUP INC.	5.3	06/15/2010	USD			
US12557WLE92	CIT GROUP INC.	4.35	06/15/2010	USD			
US12557WKC82	CIT GROUP INC.	4.3	06/15/2010	USD			
USC25035A13	CIT Group Funding Company of Delaware LLC	4.65	07/01/2010	USD			
US12557WPK46	CIT GROUP INC.	5.45	08/15/2010	USD			
US12557WA926	CIT GROUP INC.	5.5	08/15/2010	USD			
US12557WLL36	CIT GROUP INC.	4.6	08/15/2010	USD			
US12557WNR87	CIT GROUP INC.	5.25	09/15/2010	USD			
US12557WML38	CIT GROUP INC.	4.25	09/15/2010	USD			
US12557WAS55	CIT GROUP INC.	5.2	11/03/2010	USD			
US12557AT339	CIT GROUP INC.	FRN	11/03/2010	USD			
US12557WC336	CIT GROUP INC.	5.25	11/15/2010	USD			
US12557WLY56	CIT GROUP INC.	5.05	11/15/2010	USD			
US12557WAZ04	CIT GROUP INC.	5.25	11/15/2010	USD			
US12557WC740	CIT GROUP INC.	5.25	11/15/2010	USD			
US12560PDB40	CIT GROUP INC.	4.75	12/15/2010	USD			
US12557WSR33	CIT GROUP INC.	6.5	12/15/2010	USD			
US12557WPH87	CIT GROUP INC.	5.05	12/15/2010	USD			
US12557WBE83	CIT GROUP INC.	5	12/15/2010	USD			
US12557WPR69	CIT GROUP INC.	4.9	12/15/2010	USD			
US12557WSE20	CIT GROUP INC.	5.25	12/15/2010	USD			
US12557WSV45	CIT GROUP INC.	6.5	01/15/2011	USD			
CA125581A224	CIT GROUP INC.	4.72	02/19/2011	USD			
US12557WBT71	CIT GROUP INC.	5.6	02/15/2011	USD			
US12557WZP285	CIT GROUP INC.	5.15	02/15/2011	USD			
US12557WQH78	CIT GROUP INC.	5.15	02/15/2011	USD			
XS0245933121	CIT GROUP INC.	FRN	02/28/2011	GBP			
US12557WT038	CIT GROUP INC.	6.75	03/15/2011	USD			
US12557WTQ41	CIT GROUP INC.	5.5	03/15/2011	USD			
US12557WRH69	CIT GROUP INC.	5	03/15/2011	USD			
US12557WML27	CIT GROUP INC.	5.05	03/15/2011	USD			
US12557WORS0	CIT GROUP INC.	5	03/15/2011	USD			
US12557WQZ76	CIT GROUP INC.	4.9	03/15/2011	USD			
US12557WMS79	CIT GROUP INC.	5.15	04/15/2011	USD			
US125581AZ19	CIT GROUP INC.	5.6	04/27/2011	USD			
US125581BA58	CIT GROUP INC.	FRN	04/27/2011	USD			
US12557WNY48	CIT GROUP INC.	5.4	05/15/2011	USD			
US12557WNE74	CIT GROUP INC.	5.35	06/15/2011	USD			
US125581BE70	CIT GROUP INC.	FRN	07/28/2011	USD			
US125581BF46	CIT GROUP INC.	5.8	07/28/2011	USD			
US12557WMM90	CIT GROUP INC.	5.35	08/15/2011	USD			
US12557WV89	CIT GROUP INC.	5.2	09/15/2011	USD			
XS0268936988	CIT GROUP INC.	FRN	09/21/2011	GBP			
XS0201605192	CIT GROUP INC.	4.25	09/22/2011	EUR			
US12558AE52	CIT GROUP INC.	5.6	11/02/2011	USD			
US12557WRD73	CIT GROUP INC.	5.2	11/15/2011	USD			
US12557WB676	CIT GROUP INC.	5.25	11/15/2011	USD			
US12557WB916	CIT GROUP INC.	5.25	11/15/2011	USD			
US12557WB346	CIT GROUP INC.	5.25	11/15/2011	USD			
XS027670965	CIT GROUP INC.	FRN	11/30/2011	EUR			
US12557WVY71	CIT GROUP INC.	5	12/15/2011	USD			
US12557WPM72	CIT GROUP INC.	4.85	12/15/2011	USD			
US125581CUJ4	CIT GROUP INC.	FRN	02/13/2012	USD			
US125581CT31	CIT GROUP INC.	5.4	02/13/2012	USD			
US12557WSY83	CIT GROUP INC.	7.25	02/15/2012	USD			
US12557WTF85	CIT GROUP INC.	7	02/15/2012	USD			
US12557WQDB4	CIT GROUP INC.	5.25	02/15/2012	USD			
US12557WQME3	CIT GROUP INC.	5.15	02/15/2012	USD			
US12557WMT37	CIT GROUP INC.	7.25	03/15/2012	USD			
US12557WRE55	CIT GROUP INC.	5	03/15/2012	USD			
US12557WQVE2	CIT GROUP INC.	5	03/15/2012	USD			
US125581AB41	CIT GROUP INC.	7.75	04/02/2012	USD			
US12557WA686	CIT GROUP INC.	5.75	08/15/2012	USD			
XS0234935481	CIT GROUP INC.	3.9	11/14/2012	EUR			
US12557WC419	CIT GROUP INC.	5.5	11/15/2012	USD			
US12557WC823	CIT GROUP INC.	5.5	11/15/2012	USD			
US12557AZ98	CIT GROUP INC.	7.25	11/30/2012	USD			
US12557WSK89	CIT GROUP INC.	7	12/15/2012	USD			
US12557WV89	CIT GROUP INC.	7.25	12/15/2012	USD			
US12557WSS16	CIT GROUP INC.	7.3	12/15/2012	USD			

US12557WSF94	CIT GROUP INC.	5.5	12/15/2012	USD					
US12560PEP27	CIT GROUP INC.	FRN	12/21/2012	USD					
US12557WBC47	CIT GROUP INC.	6.25	01/15/2013	USD					
US12557WBJ99	CIT GROUP INC.	6.25	01/15/2013	USD					
US12557WBF77	CIT GROUP INC.	6.15	01/15/2013	USD					
US12557WAZ41	CIT GROUP INC.	6.15	01/15/2013	USD					
US12557WSW28	CIT GROUP INC.	7.5	01/15/2013	USD					
US12557WQ33	CIT GROUP INC.	6.2	02/15/2013	USD					
US12557WTC54	CIT GROUP INC.	7.6	02/15/2013	USD					
US12557WBW01	CIT GROUP INC.	6.15	02/15/2013	USD					
US12557WBM29	CIT GROUP INC.	6.25	02/15/2013	USD					
US12557WBT71	CIT GROUP INC.	6	02/15/2013	USD					
US125581AX60	CIT GROUP INC.	5.4	03/07/2013	USD					
US12557WCC38	CIT GROUP INC.	6	03/15/2013	USD					
US12557WCF68	CIT GROUP INC.	6.1	03/15/2013	USD					
US12557WBC32	CIT GROUP INC.	6	03/15/2013	USD					
US12557WJC180	CIT GROUP INC.	6.25	03/15/2013	USD					
US12557WTK70	CIT GROUP INC.	7.75	03/15/2013	USD					
US12557WTN10	CIT GROUP INC.	7.9	03/15/2013	USD					
US12557WTR24	CIT GROUP INC.	7.25	03/15/2013	USD					
US12557WQC24	CIT GROUP INC.	6.15	04/15/2013	USD					
US12557WCM10	CIT GROUP INC.	6.15	04/15/2013	USD					
US12557WCT62	CIT GROUP INC.	6.05	04/15/2013	USD					
US12557WCW91	CIT GROUP INC.	6.05	05/15/2013	USD					
US12557WDC29	CIT GROUP INC.	4.95	05/15/2013	USD					
US12557WDC23	CIT GROUP INC.	4.95	05/15/2013	USD					
US12557WDM01	CIT GROUP INC.	4.6	06/15/2013	USD					
US12557WDJ71	CIT GROUP INC.	4.85	06/15/2013	USD					
US12557WDF59	CIT GROUP INC.	4.875	06/15/2013	USD					
US12557WDQ15	CIT GROUP INC.	4.45	06/15/2013	USD					
XSO26433564	CIT GROUP INC.	FRN	06/20/2013	EUR					
US12557WDZ14	CIT GROUP INC.	5	07/15/2013	USD					
US12557WDT53	CIT GROUP INC.	4.65	07/15/2013	USD					
US12557WEC10	CIT GROUP INC.	4.75	07/15/2013	USD					
US12557WF41	CIT GROUP INC.	5.05	07/15/2013	USD					
US12557WDW82	CIT GROUP INC.	4.75	07/15/2013	USD					
US12557WEJ62	CIT GROUP INC.	5.3	08/15/2013	USD					
US12557WEQ06	CIT GROUP INC.	5.5	08/15/2013	USD					
US12557WEM91	CIT GROUP INC.	5.5	08/15/2013	USD					
US12557WEN01	CIT GROUP INC.	5.2	08/15/2013	USD					
US12557WEZ05	CIT GROUP INC.	5.25	09/15/2013	USD					
US12557WEW73	CIT GROUP INC.	5.5	09/15/2013	USD					
US12557WE145	CIT GROUP INC.	5.4	09/15/2013	USD					
US12557WFJ53	CIT GROUP INC.	5.2	10/15/2013	USD					
US12557WFF32	CIT GROUP INC.	5.2	10/15/2013	USD					
US12557WFM82	CIT GROUP INC.	5.25	10/15/2013	USD					
US12557WFT36	CIT GROUP INC.	5.1	11/15/2013	USD					
US12557WFQ86	CIT GROUP INC.	5.3	11/15/2013	USD					
US12557WFZ85	CIT GROUP INC.	5.2	12/15/2013	USD					
US12557WFW64	CIT GROUP INC.	5.4	12/15/2013	USD					
US12557WGC91	CIT GROUP INC.	5.1	01/15/2014	USD					
US12557WGF23	CIT GROUP INC.	4.85	01/15/2014	USD					
US125581AH11	CIT GROUP INC.	5	02/13/2014	USD					
US12557WSZ58	CIT GROUP INC.	7.85	02/15/2014	USD					
US12557WTG68	CIT GROUP INC.	7.65	02/15/2014	USD					
US12557WJ45	CIT GROUP INC.	5	02/15/2014	USD					
US12557WGM73	CIT GROUP INC.	4.9	02/15/2014	USD					
US12557WTS07	CIT GROUP INC.	7.85	03/15/2014	USD					
US12557WGO87	CIT GROUP INC.	4.8	03/15/2014	USD					
US12557WGT27	CIT GROUP INC.	4.6	03/15/2014	USD					
US12557WGS286	CIT GROUP INC.	5.1	04/15/2014	USD					
US12557WQW55	CIT GROUP INC.	4.8	04/15/2014	USD					
XSO192461837	CIT GROUP INC.	5	05/13/2014	EUR					
US12557WHF14	CIT GROUP INC.	5.8	05/15/2014	USD					
US12557WHC82	CIT GROUP INC.	5.25	05/15/2014	USD					
US12557WSA08	CIT GROUP INC.	6	06/15/2014	USD					
US12557WHM64	CIT GROUP INC.	5.75	06/15/2014	USD					
US12557WHJ36	CIT GROUP INC.	5.7	06/15/2014	USD					
US12557WRRU70	CIT GROUP INC.	5.75	06/15/2014	USD					
US12557WRRX10	CIT GROUP INC.	5.85	06/15/2014	USD					
US12557WHT18	CIT GROUP INC.	5.3	07/15/2014	USD					
US12557WHQ78	CIT GROUP INC.	5.65	07/15/2014	USD					
US12557WHW47	CIT GROUP INC.	5.2	08/15/2014	USD					
US12557WHZ77	CIT GROUP INC.	5.3	08/15/2014	USD					
US12557WA272	CIT GROUP INC.	6	08/15/2014	USD					
US12557WAT69	CIT GROUP INC.	6	08/15/2014	USD					
US12557WJF95	CIT GROUP INC.	5.05	09/15/2014	USD					
US12557WJC64	CIT GROUP INC.	5.25	09/15/2014	USD					
US125581AK40	CIT GROUP INC.	5.125	09/30/2014	USD					
US12557WJMK7	CIT GROUP INC.	5.1	10/15/2014	USD					
US12557WJL18	CIT GROUP INC.	4.9	10/15/2014	USD					
US12557WJQ50	CIT GROUP INC.	5.05	11/15/2014	USD					
XSO207078764	CIT GROUP INC.	5.5	12/01/2014	GBP					
US12557WJW29	CIT GROUP INC.	5.1	12/15/2014	USD					
US12557WJ199	CIT GROUP INC.	5.125	12/15/2014	USD					
US12557WJZ59	CIT GROUP INC.	5.05	01/15/2015	USD					
US125581AR92	CIT GROUP INC.	5	02/01/2015	USD					
US12557WTD38	CIT GROUP INC.	7.9	02/15/2015	USD					
US12557WKF76	CIT GROUP INC.	4.9	02/15/2015	USD					
US12557WKC46	CIT GROUP INC.	4.95	02/15/2015	USD					
US12557WKJ98	CIT GROUP INC.	5.1	03/15/2015	USD					
US12557WKM28	CIT GROUP INC.	5.05	03/15/2015	USD					
XSO212628670	CIT GROUP INC.	4.25	03/17/2015	EUR					
US12557WKC22	CIT GROUP INC.	5.375	04/15/2015	USD					
US12557WKW00	CIT GROUP INC.	5.3	05/15/2015	USD					
US12557WKT70	CIT GROUP INC.	5.25	05/15/2015	USD					
US125568AD79	CIT Group Funding Company of Delaware LLC	5.2	06/01/2015	USD					
US12557WQZ31	CIT GROUP INC.	5.1	06/15/2015	USD					
US12557WLA70	CIT GROUP INC.	5.05	06/15/2015	USD					
US12557WLF67	CIT GROUP INC.	5.2	06/15/2015	USD					
US12557WLM19	CIT GROUP INC.	5.375	08/15/2015	USD					
US12557WJ89	CIT GROUP INC.	5.3	08/15/2015	USD					
US12557WLC23	CIT GROUP INC.	5.25	09/15/2015	USD					
US12557WL T61	CIT GROUP INC.	5.1	09/15/2015	USD					
US12557WLZ22	CIT GROUP INC.	5.8	11/15/2015	USD					
US12557WLLW90	CIT GROUP INC.	5.5	11/15/2015	USD					
US12557WMLF58	CIT GROUP INC.	5.8	12/15/2015	USD					
US12557WMC28	CIT GROUP INC.	5.75	12/15/2015	USD					
US125581AW87	CIT GROUP INC.	5.4	01/30/2016	USD					
US12557WMO14	CIT GROUP INC.	6	03/15/2016	USD					
US12557WMLJ70	CIT GROUP INC.	5.85	03/15/2016	USD					
US12557WMM00	CIT GROUP INC.	5.8	03/15/2016	USD					
US12557WMT52	CIT GROUP INC.	5.875	04/15/2016	USD					
US12557WMLZ13	CIT GROUP INC.	6.15	05/15/2016	USD					
US12557WMLW81	CIT GROUP INC.	6.05	05/15/2016	USD					
US12557WMLF40	CIT GROUP INC.	6.1	06/15/2016	USD					
US12557WMLC19	CIT GROUP INC.	6.1	06/15/2016	USD					
US12557WMLJ61	CIT GROUP INC.	6.2	08/15/2016	USD					
US12557WMLN73	CIT GROUP INC.	6.125	08/15/2016	USD					
US125581CS57	CIT GROUP INC.	5.85	09/15/2016	USD					
US12557WMLS60	CIT GROUP INC.	6.05	09/15/2016	USD					
US12557WMLW72	CIT GROUP INC.	5.95	09/15/2016	USD					
XSO268133799	CIT GROUP INC.	4.65	09/19/2016	EUR					
US12557WPA35	CIT GROUP INC.	6	11/15/2016	USD					
US12557WPE56	CIT GROUP INC.	5.95	11/15/2016	USD					
US125581PK49	CIT GROUP INC.	FRN	12/14/2016	FRN					
US12557WPLJ44	CIT GROUP INC.	5.8	12/15/2016	USD					
US12557WPPV54	CIT GROUP INC.	5.7	12/15/2016	USD					
US12557WPS43	CIT GROUP INC.	5.7	12/15/2016	USD					
US12557WPN55	CIT GROUP INC.	5.65	12/15/2016	USD					
XSO274529992	CIT GROUP INC.	5.5	12/20/2016	GBP					
US125577AY24	CIT GROUP INC.	5.65	02/13/2017	USD					
US12557WQE48	CIT GROUP INC.	5.95	02/15/2017	USD					
US12557WQNA7	CIT GROUP INC.	5.8	02/15/2017	USD					
US12557WQA26	CIT GROUP INC.	5.85	02/15/2017	USD					
US12557WQJ35	CIT GROUP INC.	5.85	02/15/2017	USD					
US12560PDR91	CIT GROUP INC.	FRN	03/15/2017	USD					
US12557WQW46	CIT GROUP INC.	5.75	03/15/2017	USD					
US12557WRLJ26	CIT GROUP INC.	5.75	03/15/2017	USD					
US12557WRA17	CIT GROUP INC.	5.7	03/15/2017	USD					

