

Georgia Gulf Corporation LCDS

Credit Event Auction Summary

June 10, 2009

Georgia Gulf Corporation LCDS
Final Price 83
Auction Date 10Jun09

Reference Data

RED 6 : 3AA520
 Index Constituents of *Markit LCDX.NA 8,9,10,12

Deliverable Obligations

ML0001890
 ML0001891
 ML0001892

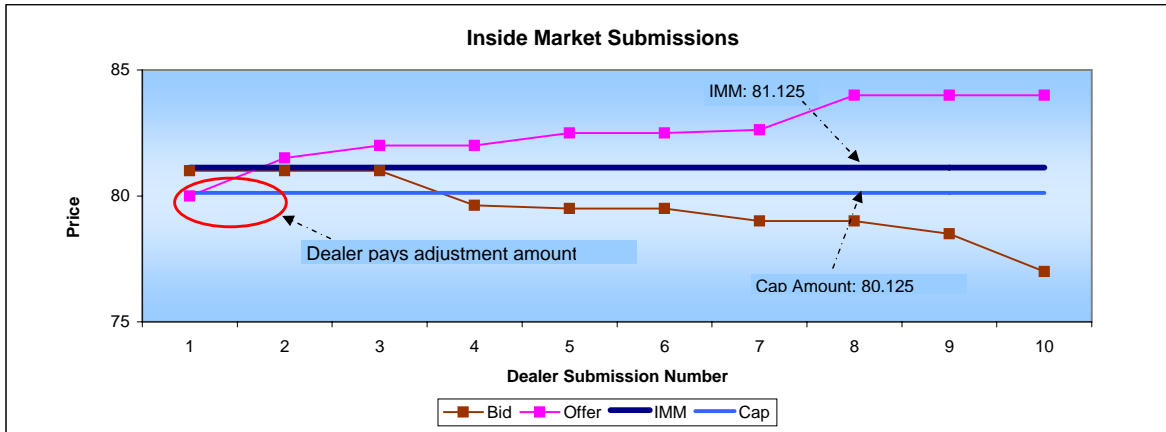
Auction Details

Default Date	05/15/2009	Inside Market Quotation Amount	\$2 MM
EDD	05/18/2009	Bid-Offer Spread	3%
Auction Date	06/10/2009	Participating Bidders	10
Cash Settlement Date	06/18/2009	Cap Amount	1%
Event	FTP	Accrual Calculation Method	Normal

Initial Bidding Results

Inside Market Midpoint
Net Open Interest

81.125
\$16.0 Million to Buy

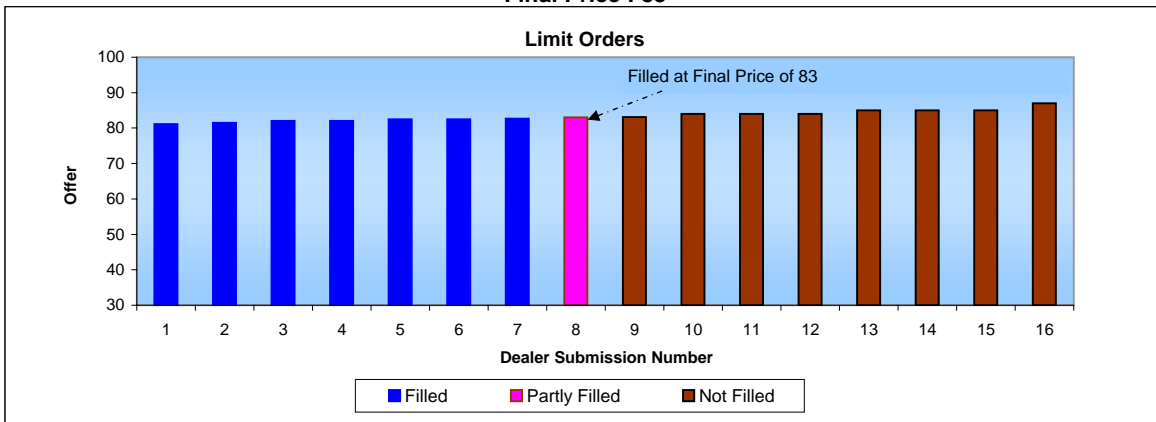


Adjustment Amount : Credit Suisse International pays \$22,500

Sum of Buy Physical Requests	\$ 16.0	MM
Sum of Sell Physical Requests	\$ 0.0	MM

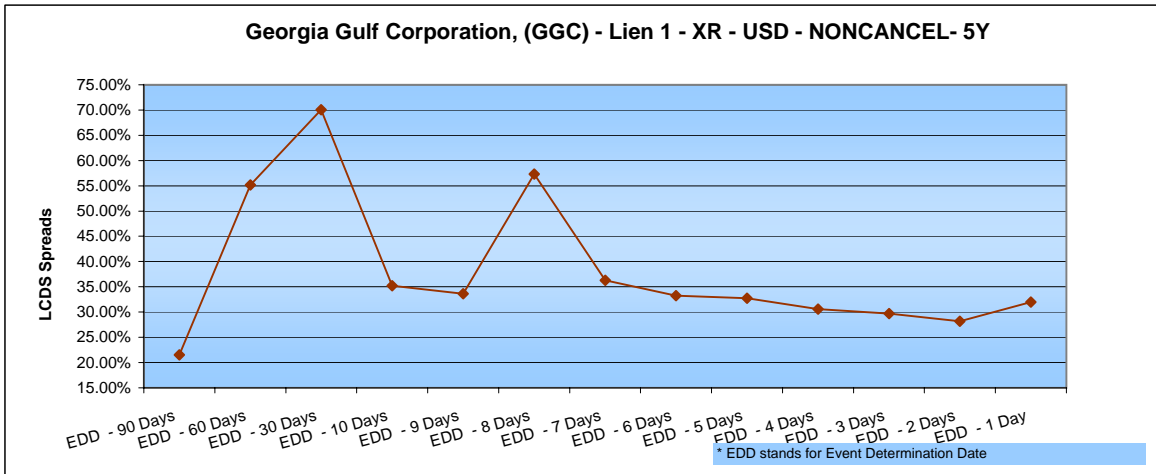
Final Bidding Results

Final Price : 83

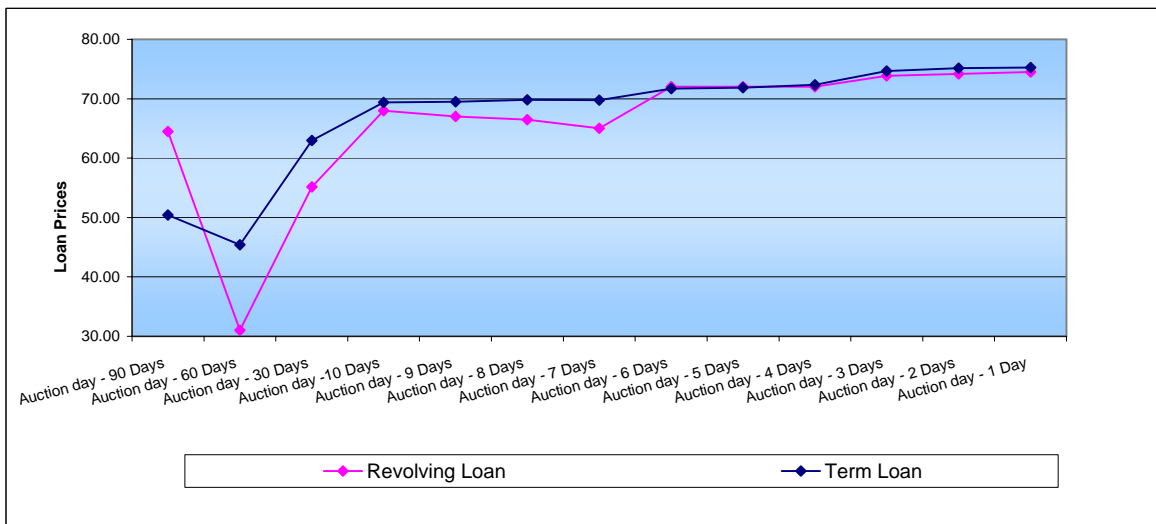


* See Appendix V for details

LCDS Spreads



Loan Prices



Appendix

APPENDIX I

Initial Bidding Results

Inside Market Submissions

Dealers	Bid	Offer
Bank of America, N.A.	81	84
Barclays Bank PLC	79.5	82.5
Citigroup Global Markets Inc.	79.625	82.625
Credit Suisse International	77	80
Deutsche Bank AG	81	84
Goldman Sachs Lending Partners, L.P.	79	82
J.P. Morgan Securities, Inc.	79.5	82.5
Morgan Stanley Senior Funding, Inc.	78.5	81.5
The Royal Bank of Scotland PLC	81	84
UBS Securities LLC	79	82

Physical settlement requests

Dealers	Type	Size
Bank of America, N.A.	O	0
Citigroup Global Markets Inc.	O	0
Credit Suisse International	O	0
Deutsche Bank AG	O	0
Goldman Sachs Loan Partners	O	0
J.P. Morgan Securities, Inc.	O	0
The Royal Bank of Scotland PLC	O	0
UBS Securities LLC	O	0
Barclays Bank PLC	B	5
Morgan Stanley Senior Funding, Inc.	B	11

APPENDIX II

Final Bidding Results

Limit Orders

Dealer	Offer	Size
Credit Suisse International**	81.125*	2
Morgan Stanley Senior Funding, Inc.**	81.5*	2
Goldman Sachs Lending Partners, L.P.**	82*	2
UBS Securities LLC**	82*	2
Barclays Bank PLC**	82.5*	2
J.P. Morgan Securities, Inc.**	82.5*	2
Citigroup Global Markets Inc.**	82.625*	2
Goldman Sachs Lending Partners, L.P.	83^	3
Morgan Stanley Senior Funding, Inc.	83.125	2
Bank of America, N.A.**	84	2
Deutsche Bank AG**	84	2
The Royal Bank of Scotland PLC**	84	2
Barclays Bank PLC	85	2
Morgan Stanley Senior Funding, Inc.	85	2
Bank of America, N.A.	85	3
Barclays Bank PLC	87	2

** Limit Orders that were derived from inside markets.

* Limit Orders that were filled.

^ Limit Orders that were partially filled.

APPENDIX III

LCDS Spreads

<i>Date</i>	<i>LCDs Spread</i>	
EDD - 90 Days	01/12/2009	21.52%
EDD - 60 Days	02/23/2009	55.20%
EDD - 30 Days	04/06/2009	70.04%
EDD - 10 Days	05/04/2009	35.23%
EDD - 9 Days	05/05/2009	33.61%
EDD - 8 Days	05/06/2009	57.35%
EDD - 7 Days	05/07/2009	36.29%
EDD - 6 Days	05/08/2009	33.27%
EDD - 5 Days	05/11/2009	32.76%
EDD - 4 Days	05/12/2009	30.57%
EDD - 3 Days	05/13/2009	29.70%
EDD - 2 Days	05/14/2009	28.19%
EDD - 1 Day	05/15/2009	31.99%

Recovery Rate

<i>Date</i>	<i>Rec. Rate</i>	
Auction day - 90 Days	02/04/2009	32.50%
Auction day - 60 Days	03/18/2009	21.00%
Auction day - 30 Days	04/29/2009	42.00%
Auction day - 10 Days	05/27/2009	64.00%
Auction day - 9 Days	05/28/2009	65.00%
Auction day - 8 Days	05/29/2009	65.00%
Auction day - 7 Days	06/01/2009	60.00%
Auction day - 6 Days	06/02/2009	60.00%
Auction day - 5 Days	06/03/2009	60.00%
Auction day - 4 Days	06/04/2009	62.50%
Auction day - 3 Days	06/05/2009	72.50%
Auction day - 2 Days	06/08/2009	67.50%
Auction day - 1 Day	06/09/2009	67.50%

APPENDIX IV

Loan Details

<i>Loan Type</i>	<i>Initial Amount</i>	<i>Maturity</i>	<i>Spread</i>	<i>MLID</i>	<i>LXID</i>
Revolving Loan	\$211.5 MM	10/03/2011	LIBOR + 200 bps	ML0001890	LX047692
Revolving Loan	\$143.7 MM	10/03/2011	LIBOR + 200 bps	ML0001891	LX047692
Term Loan	\$800 MM	10/03/2013	LIBOR + 200 bps	ML0001892	LX047691

Loan Prices

<i>Date</i>		<i>Prices</i>	
		<i>LX047692</i>	<i>LX047691</i>
Auction day - 90 Days	02/04/2009	64.5	50.4375
Auction day - 60 Days	03/18/2009	31	45.4285
Auction day - 30 Days	04/29/2009	55.1665	63
Auction day - 10 Days	05/27/2009	68	69.375
Auction day - 9 Days	05/28/2009	67	69.5
Auction day - 8 Days	05/29/2009	66.5	69.8335
Auction day - 7 Days	06/01/2009	65	69.75
Auction day - 6 Days	06/02/2009	72	71.7145
Auction day - 5 Days	06/03/2009	72	71.857
Auction day - 4 Days	06/04/2009	72	72.357
Auction day - 3 Days	06/05/2009	73.833	74.667
Auction day - 2 Days	06/08/2009	74.167	75.167
Auction day - 1 Day	06/09/2009	74.5	75.2855

APPENDIX V

Indices Affected

<i>Old Index Name</i>	<i>Old RED Code</i>	<i>New Index Name</i>	<i>New RED Code</i>
LCDX.NA Series 8 Version 17	5F199GBQ9	LCDX.NA Series 8 Version 18	5F199GBR7
LCDX.NA Series 9 Version 12	5F199GBO4	LCDX.NA Series 9 Version 13	5F199GBS5
LCDX.NA Series 10 Version 13	5F199GBP1	LCDX.NA Series 10 Version 14	5F199GBT3
LCDX.NA Series 12 Version 1	5F199GBG1	LCDX.NA Series 12 Version 2	5F199GBU0