



R.H. Donnelley Corporation Senior Unsecured CDS

Credit Event Auction Summary

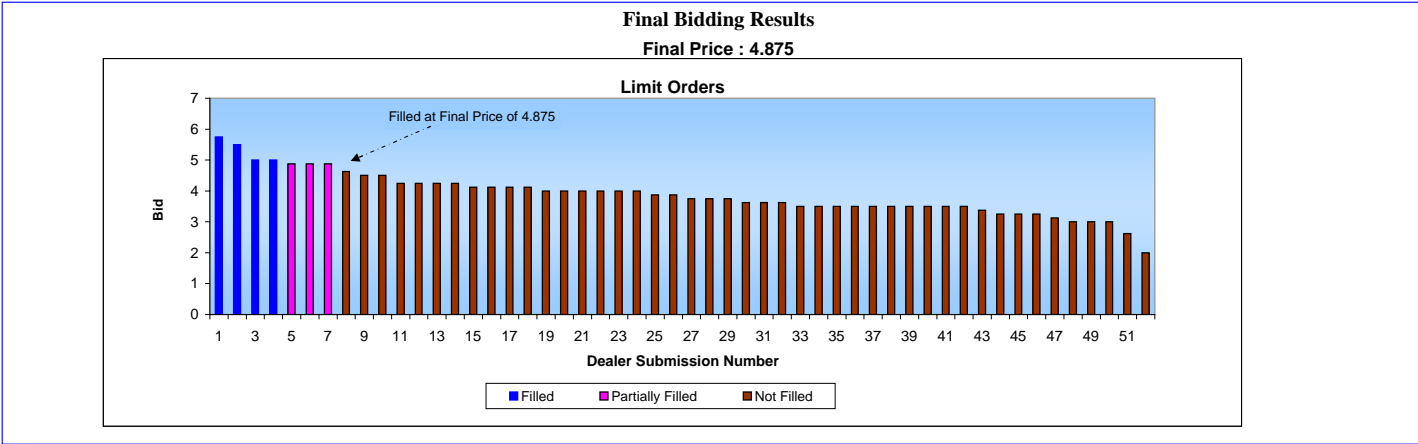
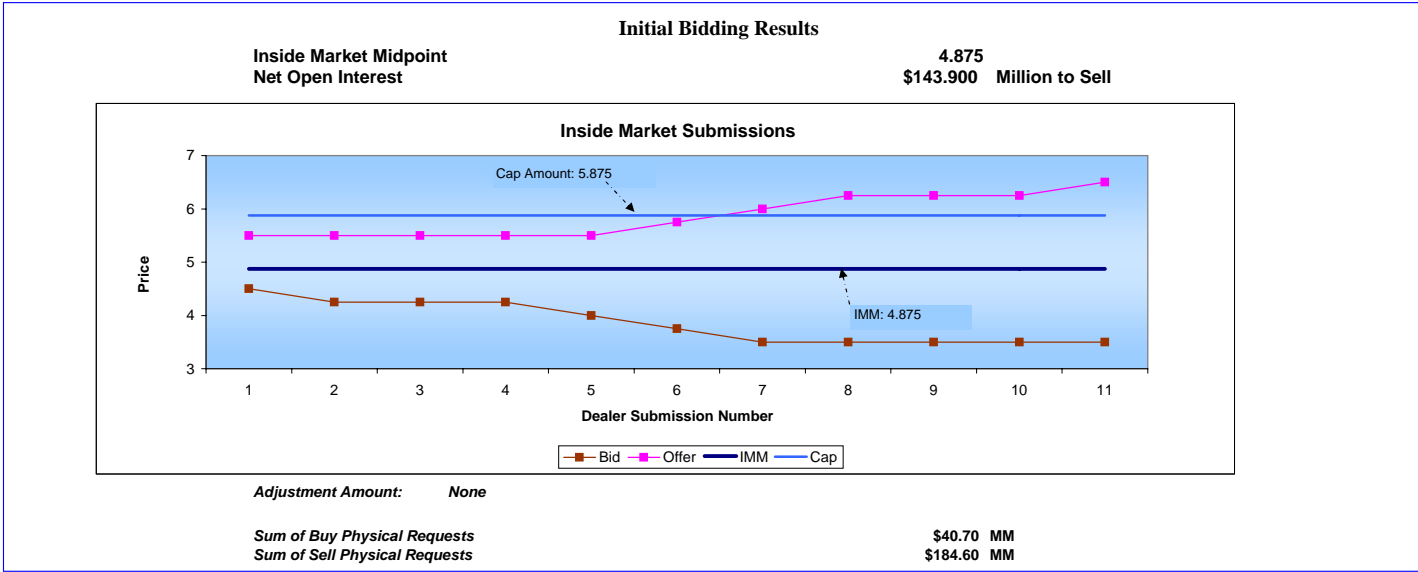
June 11, 2009

R.H. Donnelley Corporation CDS
Final Price 4.875
Auction Date 11Jun09

Reference Data		Deliverable Obligations	
RED 6 :	7BDEA1	US74955WAG42	RED Preferred
RED 9 :	7BDEA1AA9	US74955WAH25	
		US749568AC51	
Index Constituents of	*Markit Dow Jones CDX.NA.HY.7	US74955WAB54	
	Markit CDX.NA.HY. 8-12	US74955WAF68	
	Markit CDX.NA.HY.B 8-11	US74955WAE93	
	Markit CDX.NA.HY.HB 10-12	US749568AF82	

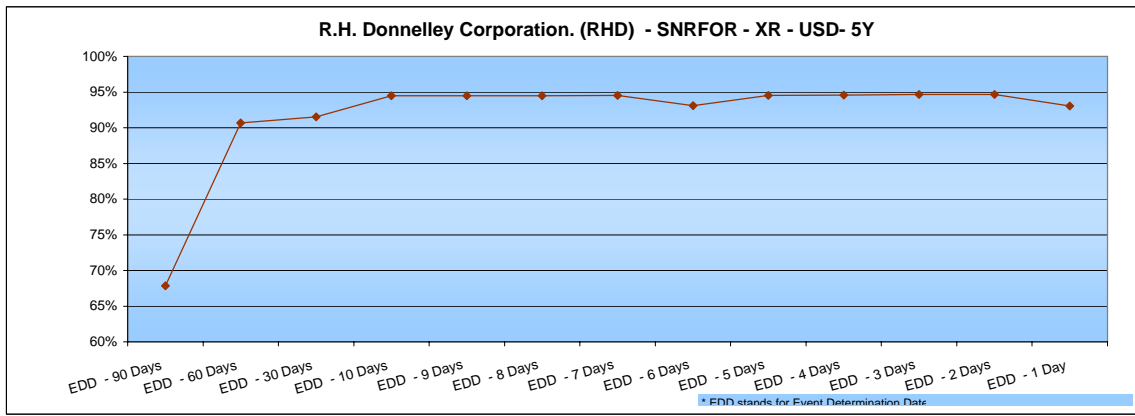
Trade Information Warehouse (DTCC)			
Gross Notional :	\$2,862,938,857	Contracts :	572
Net Notional :	\$335,161,120	Date as of:	06/05/2009

Auction Details			
Default Date	05/18/2009	Inside Market Quotation Amount	\$ 2 MM
EDD	05/18/2009	Bid-Offer Spread	2%
Auction Date	06/11/2009	Participating Bidders	11
Cash Settlement Date	06/18/2009	Cap Amount	1%
Event	FTP	Accrual Calculation Method	Normal
Relevant Currency	USD		
Auction Currency Rate	USD/USD = 1 **		
**The R.H. Donnelley Corp. Deliverable Obligations are denominated in USD and the Relevant Currency is USD.			

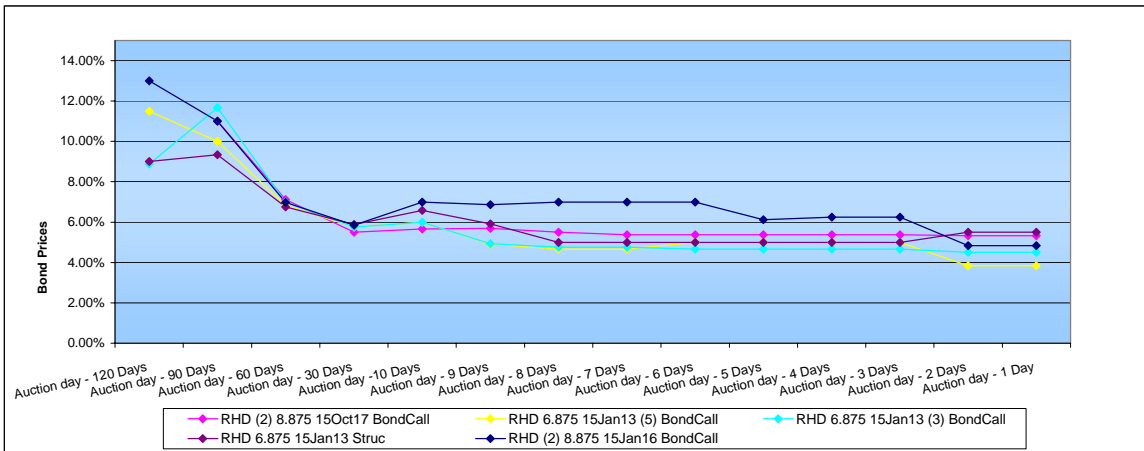


* See Appendix V for details

CDS Upfronts



Bond Prices



Appendix

APPENDIX I

Initial Bidding Results

Inside Market Submissions

Dealers	Bid	Offer
Bank of America / Merrill Lynch	3.5	5.5
Barclays	3.5	5.5
BNP Paribas	4.25	6.25
Citibank	3.5	5.5
Credit Suisse	4.25	6.25
Deutsche Bank AG	4	6
Goldman Sachs	3.75	5.75
JPMorgan Chase Bank, N.A.	3.5	5.5
Morgan Stanley	3.5	5.5
The Royal Bank of Scotland	4.5	6.5
UBS	4.25	6.25

Physical settlement requests

Dealers	Type	Size
BNP Paribas	O	0
Barclays	O	29.1
Citibank	O	142.5
Credit Suisse	O	1
Deutsche Bank AG	O	0
Goldman Sachs	O	10
Morgan Stanley	O	2
The Royal Bank of Scotland	O	0
UBS	O	0
Bank of America / Merrill Lynch	B	0.7
JPMorgan Chase Bank, N.A.	B	40

APPENDIX II

Final Bidding Results

Limit Orders

Dealer	Bid	Size
Barclays	5.75*	40
Barclays	5.5*	10
Barclays	5*	10
Deutsche Bank AG	5*	40
Goldman Sachs	4.875^	10
JPMorgan Chase Bank, N.A.	4.875^	20
Goldman Sachs	4.875^	36
Citibank	4.625	50
The Royal Bank of Scotland**	4.5	2
JPMorgan Chase Bank, N.A.	4.5	10
BNP Paribas**	4.25	2
UBS**	4.25	2
Credit Suisse**	4.25	2
Bank of America / Merrill Lynch	4.25	5
Barclays	4.125	50
Bank of America / Merrill Lynch	4.125	5
Goldman Sachs	4.125	50
Morgan Stanley	4.125	50
Deutsche Bank AG**	4	2
Bank of America / Merrill Lynch	4	5
Barclays	4	10
Credit Suisse	4	5
Barclays	4	50
Morgan Stanley	4	40
Bank of America / Merrill Lynch	3.875	5
Citibank	3.875	75
Goldman Sachs**	3.75	2
Bank of America / Merrill Lynch	3.75	5
Barclays	3.75	100
Morgan Stanley	3.625	93.9
Bank of America / Merrill Lynch	3.625	5
Morgan Stanley	3.625	60
Bank of America / Merrill Lynch**	3.5	2
Morgan Stanley**	3.5	2
Barclays**	3.5	2
JPMorgan Chase Bank, N.A.**	3.5	2
Citibank**	3.5	2
Goldman Sachs	3.5	143
Barclays	3.5	20
Barclays	3.5	143.9
Citibank	3.5	143.9
Bank of America / Merrill Lynch	3.5	5
Bank of America / Merrill Lynch	3.375	10
JPMorgan Chase Bank, N.A.	3.25	20
Bank of America / Merrill Lynch	3.25	10
JPMorgan Chase Bank, N.A.	3.25	50
Bank of America / Merrill Lynch	3.125	10
Bank of America / Merrill Lynch	3	10
JPMorgan Chase Bank, N.A.	3	20
Barclays	3	50
JPMorgan Chase Bank, N.A.	2.625	100
Deutsche Bank AG	2	100

** Limit Orders that were derived from inside markets.

^ Limit Orders that were partially filled.

*Limit orders that were filled

APPENDIX III

CDS Upfronts

Date	CDS Upfront	
EDD - 90 Days	01/12/2009	67.86%
EDD - 60 Days	02/23/2009	90.69%
EDD - 30 Days	04/06/2009	91.54%
EDD - 10 Days	05/04/2009	94.48%
EDD - 9 Days	05/05/2009	94.49%
EDD - 8 Days	05/06/2009	94.50%
EDD - 7 Days	05/07/2009	94.51%
EDD - 6 Days	05/08/2009	93.09%
EDD - 5 Days	05/11/2009	94.54%
EDD - 4 Days	05/12/2009	94.58%
EDD - 3 Days	05/13/2009	94.68%
EDD - 2 Days	05/14/2009	94.68%
EDD - 1 Day	05/15/2009	93.03%

CDS Recovery Rate

Date	Rec. Rate	
Auction day - 120 Days	12/24/2008	10.00%
Auction day - 90 Days	02/05/2009	11.86%
Auction day - 60 Days	03/19/2009	5.90%
Auction day - 30 Days	04/30/2009	4.50%
Auction day - 10 Days	05/28/2009	4.67%
Auction day - 9 Days	05/29/2009	4.67%
Auction day - 8 Days	06/01/2009	5.00%
Auction day - 7 Days	06/02/2009	5.00%
Auction day - 6 Days	06/03/2009	5.00%
Auction day - 5 Days	06/04/2009	5.00%
Auction day - 4 Days	06/05/2009	4.00%
Auction day - 3 Days	06/08/2009	3.80%
Auction day - 2 Days	06/09/2009	3.80%
Auction day - 1 Day	06/10/2009	3.80%

APPENDIX IV

Bond Details

Bond	ISIN	Cusips	Name	Coupon	Maturity
Bond 1	US74955WAG42	74955WAG4	R.H.Donnelley Corporation	8.875%	01/15/2016
Bond 2	US74955WAH25	74955WAH2	R.H.Donnelley Corporation	8.875%	10/15/2017
Bond 3	US74955WAB54	74955WAB5	R.H.Donnelley Corporation	6.875%	01/15/2013
Bond 4	US74955WAF68	74955WAF6	R.H.Donnelley Corporation	6.875%	01/15/2013
Bond 5	US74955WAE93	74955WAE9	R.H.Donnelley Corporation	6.875%	01/15/2013
Bond 6	US749568AC51		R.H.Donnelley Corporation	6.875%	01/15/2013
Bond 7	US749568AF82		R.H.Donnelley Corporation	8.875%	01/15/2016

Bond Prices

Date	Prices					
	US74955WAG42	US74955WAH25	US74955WAB54	US74955WAF68	US74955WAE93	
Auction day - 120 Days	12/24/2008	13.00%		11.50%	8.88%	9.00%
Auction day - 90 Days	02/05/2009	11.00%	11.00%	10.00%	11.67%	9.33%
Auction day - 60 Days	03/19/2009	6.98%	7.13%	6.83%	7.00%	6.75%
Auction day - 30 Days	04/30/2009	5.86%	5.50%	5.75%	5.75%	5.88%
Auction day - 10 Days	05/28/2009	7.00%	5.67%	6.00%	6.00%	6.58%
Auction day - 9 Days	05/29/2009	6.87%	5.69%	4.92%	4.94%	5.92%
Auction day - 8 Days	06/01/2009	7.00%	5.50%	4.67%	4.75%	5.00%
Auction day - 7 Days	06/02/2009	7.00%	5.38%	4.67%	4.75%	5.00%
Auction day - 6 Days	06/03/2009	7.00%	5.38%	5.00%	4.67%	5.00%
Auction day - 5 Days	06/04/2009	6.12%	5.38%	5.00%	4.67%	5.00%
Auction day - 4 Days	06/05/2009	6.25%	5.38%	5.00%	4.67%	5.00%
Auction day - 3 Days	06/08/2009	6.25%	5.38%	5.00%	4.67%	5.00%
Auction day - 2 Days	06/09/2009	4.83%	5.33%	3.83%	4.50%	5.50%
Auction day - 1 Day	06/10/2009	4.83%	5.33%	3.83%	4.50%	5.50%

APPENDIX V

Indices Affected

Old Index Name	Old Version	Old RED Code	New Index Name	New Version	New RED Code
Dow Jones CDX.NA.HY.7-V10	10	2165BRFG0	Dow Jones CDX.NA.HY.7-V11	11	2165BRFH8
CDX.NA.HY.8-V11	11	2165BRE04	CDX.NA.HY.8-V12	12	2165BRF16
CDX.NA.HY.9-V12	12	2165BRER7	CDX.NA.HY.9-V13	13	2165BRFJ4
CDX.NA.HY.10-V11	11	2165BREU0	CDX.NA.HY.10-V12	12	2165BRFK1
CDX.NA.HY.11	11	2165BREY2	CDX.NA.HY.11	12	2165BRFL9
CDX.NA.HY.12	2	2165BRDV9	CDX.NA.HY.12	3	2165BRFM7
CDX.NA.HY.B.8-V6	6	2165BSDJ4	CDX.NA.HY.B.8-V7	7	2165BSDP0
CDX.NA.HY.B.9-V7	7	2165BSDK1	CDX.NA.HY.B.9-V8	8	2165BSDQ8
CDX.NA.HY.B.10-V5	5	2165BSDL9	CDX.NA.HY.B.10-V6	6	2165BSDR6
CDX.NA.HY.B.11	4	2165BSDM7	CDX.NA.HY.B.11	5	2165BSDL4
CDX.NA.HY.HB.10-V8	8	2165BWCP2	CDX.NA.HY.HB.10-V9	9	2165BWCU1
CDX.NA.HY.HB.11	9	2165BWCS6	CDX.NA.HY.HB.11	10	2165BWCV9
CDX.NA.HY.HB.12	2	2165BWC3	CDX.NA.HY.HB.12	3	2165BWCW7