

# **Six Flags Theme Parks Inc. LCDS**


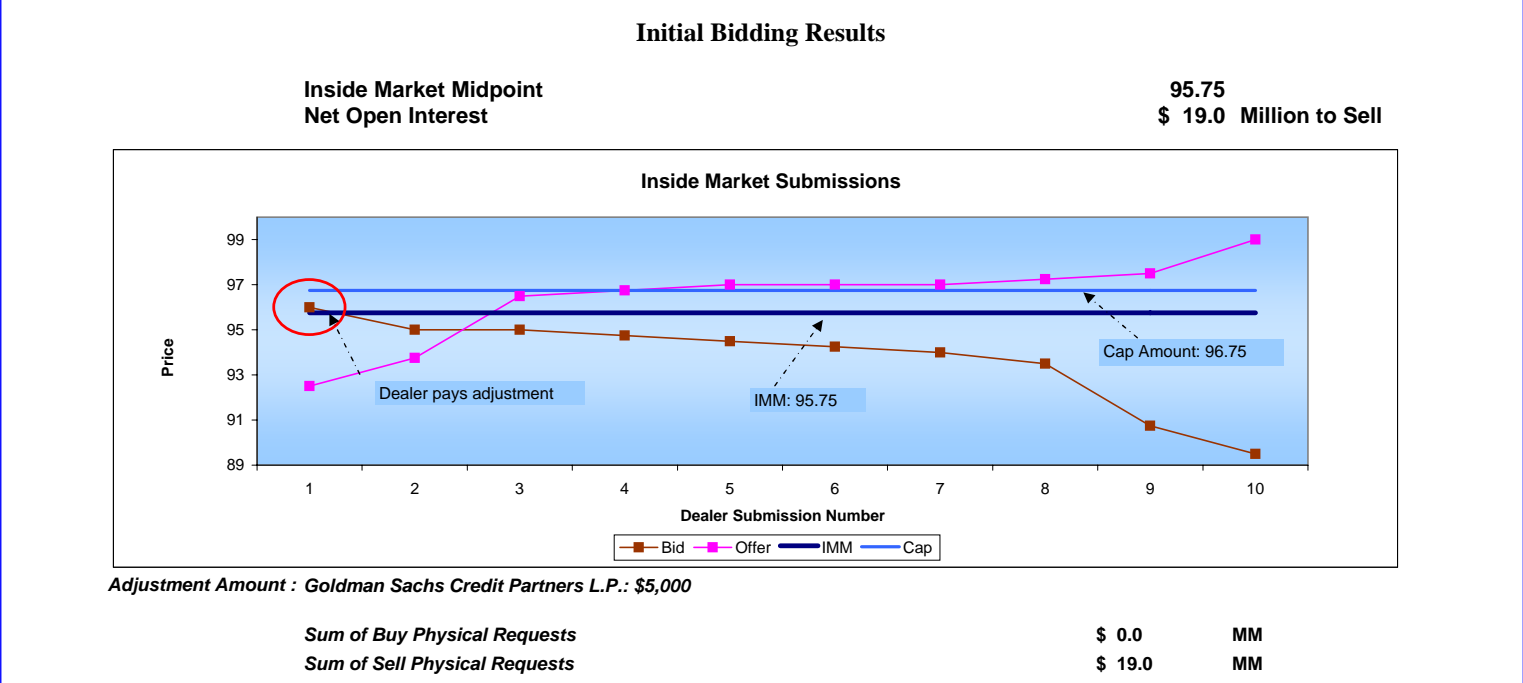
## **Credit Event Auction Summary**

**July 9, 2009**

**Six Flags Theme Parks Inc. LCDS**  
**Final Price 96.125**  
**Auction Date 9July09**

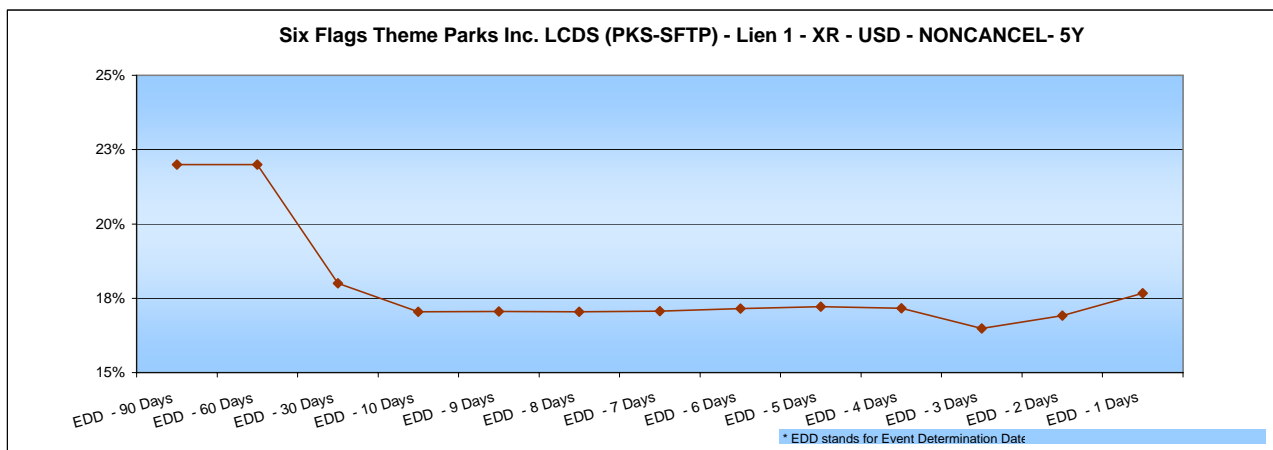
<b>Reference Data</b>		<b>Deliverable Obligations</b>
RED 6:	8B301X	ML1001505
Index Constituents of :	*Markit LCDX.NA Series 8,9,10,12	ML1001504
		ML0002387

<b>Auction Details</b>			
Default Date	06/13/2009	Inside Market Quotation Amount	\$2 MM
EDD	06/15/2009	Bid-Offer Spread	3%
Auction Date	07/09/2009	Participating Bidders	10
Cash Settlement Date	07/16/2009	Cap Amount	1%
Event	Bankruptcy	Accrual Calculation Method	Rebate

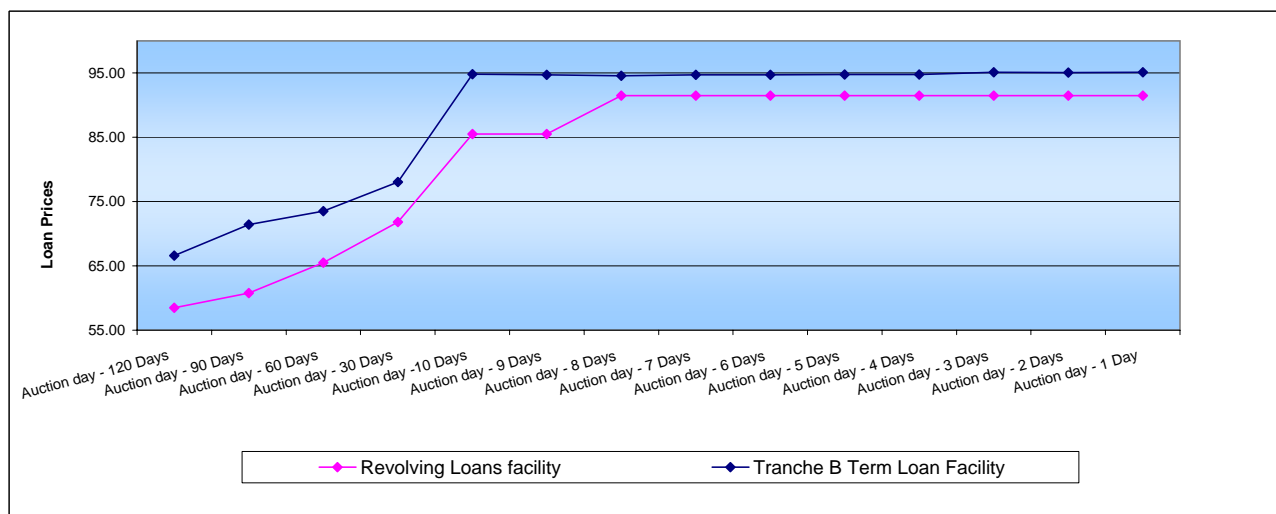


\* See Appendix V for details

### LCDS Spreads



### Loan Prices



## Appendix

## APPENDIX I

## Initial Bidding Results

**Inside Market Submissions**

Dealers	Bid	Offer
Bank of America, N.A.	94.25	97.25
Barclays Bank PLC	95	97
Citigroup Global Markets Inc.	89.5	92.5
Credit Suisse International	90.75	93.75
Deutsche Bank AG	94.5	97.5
Goldman Sachs Credit Partners L.P.	96	99
J.P. Morgan Securities, Inc.	93.5	96.5
Morgan Stanley Senior Funding, Inc.	94.75	96.75
The Royal Bank of Scotland PLC	95	97
UBS Securities LLC	94	97

**Physical settlement requests**

Dealers	Type	Size
Bank of America, NA	0	0
Barclays Bank PLC	0	0
Citigroup Global Markets Inc.	0	0
Credit Suisse International	0	12
Deutsche Bank AG	0	0
Goldman Sachs Credit Partners L.P.	0	0
J.P. Morgan Securities, Inc.	0	0
Morgan Stanley Senior Funding, Inc.	0	7
The Royal Bank of Scotland PLC	0	0
UBS Securities LLC	0	0

## APPENDIX II

## Final Bidding Results

**Limit Orders**

Dealer	Bid	Size
<b>Morgan Stanley Senior Funding, Inc.</b>	<b>96.75*</b>	<b>15</b>
<b>Morgan Stanley Senior Funding, Inc.</b>	<b>96.125^</b>	<b>5</b>
Barclays Bank PLC	96	5
Goldman Sachs Credit Partners L.P.**	95.75	2
Barclays Bank PLC**	95.75	2
Goldman Sachs Credit Partners L.P.	95	3
The Royal Bank of Scotland PLC**	95	2
J.P. Morgan Securities, Inc.	94.75	9
Morgan Stanley Senior Funding, Inc.**	94.75	2
Goldman Sachs Credit Partners L.P.	94.75	2
Deutsche Bank AG**	94.5	2
Goldman Sachs Credit Partners L.P.	94.25	5
Bank of America, NA**	94.25	2
UBS Securities LLC**	94	2
J.P. Morgan Securities, Inc.	94	2
Goldman Sachs Credit Partners L.P.	93.75	5
J.P. Morgan Securities, Inc.	93.5	5
J.P. Morgan Securities, Inc.**	93.5	2
Credit Suisse International**	90.75	2
Citigroup Global Markets Inc.**	89.5	2

\*\* Limit Orders that were derived from inside markets.

\* Limit Orders that were filled.

^ Limit Orders that were partially filled.

## APPENDIX III

## LCDS Spreads

<i>Date</i>	<i>LCDS Spread</i>	
EDD - 90 Days	02/09/2009	22%
EDD - 60 Days	03/23/2009	22%
EDD - 30 Days	05/04/2009	18%
EDD - 10 Days	06/01/2009	17%
EDD - 9 Days	06/02/2009	17%
EDD - 8 Days	06/03/2009	17%
EDD - 7 Days	06/04/2009	17%
EDD - 6 Days	06/05/2009	17%
EDD - 5 Days	06/08/2009	17%
EDD - 4 Days	06/09/2009	17%
EDD - 3 Days	06/10/2009	16%
EDD - 2 Days	06/11/2009	17%
EDD - 1 Days	06/12/2009	18%

## Recovery Rate

<i>Date</i>	<i>Rec. Rate</i>	
Auction day - 120 Days	01/22/2009	52.50%
Auction day - 90 Days	03/05/2009	55.00%
Auction day - 60 Days	04/16/2009	42.50%
Auction day - 30 Days	05/28/2009	60.00%
Auction day - 10 Days	06/25/2009	91%
Auction day - 9 Days	06/26/2009	91%
Auction day - 8 Days	06/29/2009	91%
Auction day - 7 Days	06/30/2009	91%
Auction day - 6 Days	07/01/2009	91%
Auction day - 5 Days	07/02/2009	93%
Auction day - 4 Days	07/03/2009	93%
Auction day - 3 Days	07/06/2009	91%
Auction day - 2 Days	07/07/2009	91%
Auction day - 1 Day	07/08/2009	

## APPENDIX IV

## Loan Details

<i>Loan Type</i>	<i>Initial Amount</i>	<i>Maturity</i>	<i>Spread</i>	<i>MLID</i>	<i>LXID</i>
Revolving Credit Facility	\$190 mm	03/31/2013	LIBOR + 250 BPs	ML1001505	LX066791
Multicurrency Facility	\$85 mm	03/31/2013	LIBOR + 250 BPs	ML1001504	LX066791
Tranche B Term Loan Facility	\$850 mm	04/30/2015	LIBOR + 225 BPs	ML0002387	LX066792

## Loan Prices

<i>Date</i>		<i>Prices</i>	
		<i>LX066791</i>	<i>LX066792</i>
Auction day - 120 Days	01/22/2009	58.50	66.58
Auction day - 90 Days	03/05/2009	60.75	71.42
Auction day - 60 Days	04/16/2009	65.50	73.54
Auction day - 30 Days	05/28/2009	71.83	78.06
Auction day - 10 Days	06/25/2009	85.50	94.80
Auction day - 9 Days	06/26/2009	85.50	94.72
Auction day - 8 Days	06/29/2009	91.50	94.58
Auction day - 7 Days	06/30/2009	91.50	94.72
Auction day - 6 Days	07/01/2009	91.50	94.71
Auction day - 5 Days	07/02/2009	91.50	94.77
Auction day - 4 Days	07/03/2009	91.50	94.77
Auction day - 3 Days	07/06/2009	91.50	95.13
Auction day - 2 Days	07/07/2009	91.50	95.08
Auction day - 1 Day	07/08/2009	91.50	95.11

## APPENDIX V

## Indices Affected

<i>Old Index Name</i>	<i>Old RED Code</i>	<i>New Index Name</i>	<i>New RED Code</i>
LCDX.NA Series 8 Version 21	5F199GCD7	LCDX.NA Series 8 Version 22	5F199GCH8
LCDX.NA Series 9 Version 16	5F199GCE5	LCDX.NA Series 9 Version 17	5F199GCI6
LCDX.NA Series 10 Version 17	5F199GCF2	LCDX.NA Series 10 Version 18	5F199GCJ4
LCDX.NA Series 12 Version 5	5F199GCG0	LCDX.NA Series 12 Version 6	5F199GCK1