

Thomson
7.5-year maturity bucket
Senior CDS
Credit Event Auction Summary

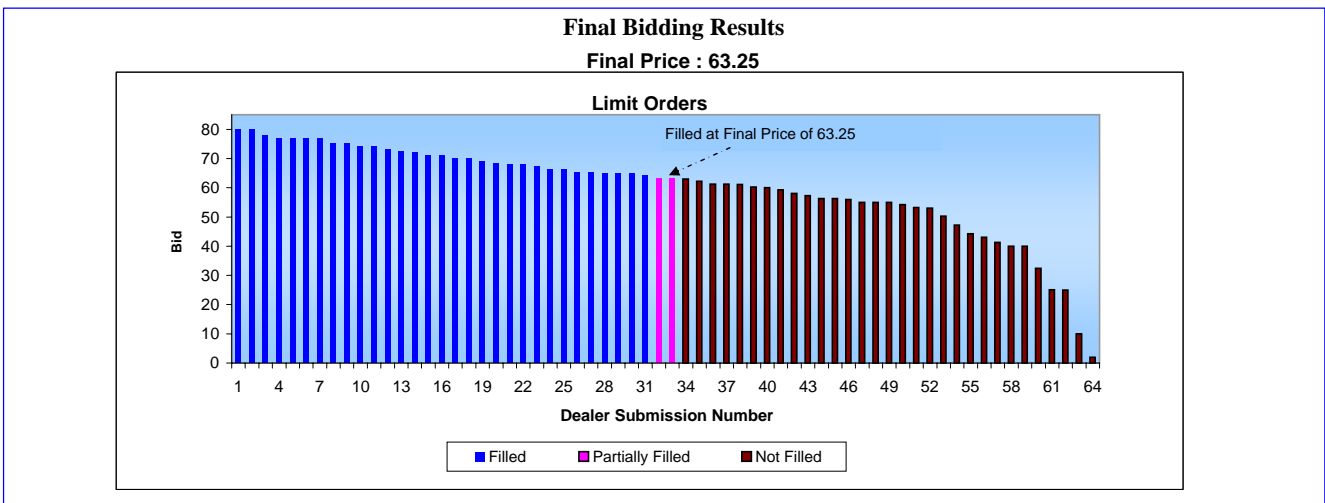
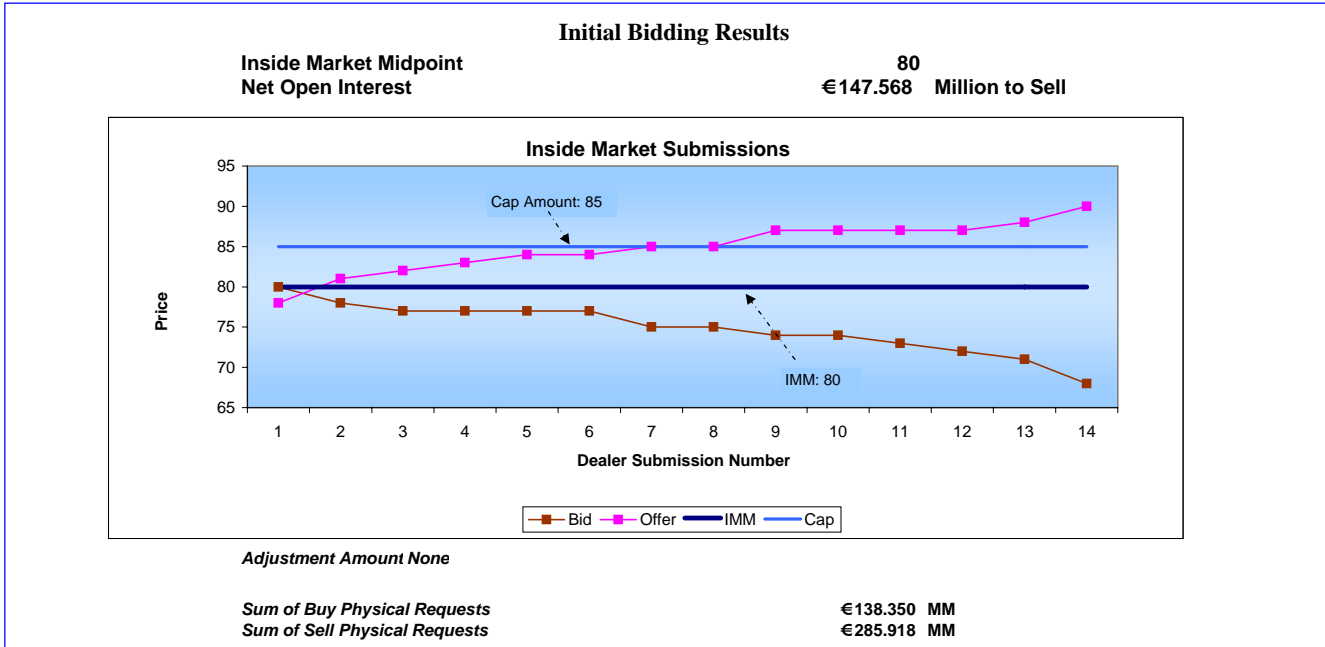
Oct 22, 2009

Thomson 7.5-year maturity bucket CDS
Final Price 63.25
Auction Date 22Oct09

<p>Reference Data</p> <p>RED 6 : FOA9A5 RED 9 : FOA9A5AA7</p> <p>Index Constituents of *Markit iTraxx Europe 1-7 Markit iTraxx Consumer Cyclical 1 Markit iTraxx Europe Consumer 1-5 Markit iTraxx Europe Crossover 8-11 Markit iTraxx Europe HiVol 4-7 Markit iTraxx Europe Non-Financial 1-7</p>	<p>Deliverable Obligations</p> <p>Please refer to appendix IV for detailed information</p>
---	---

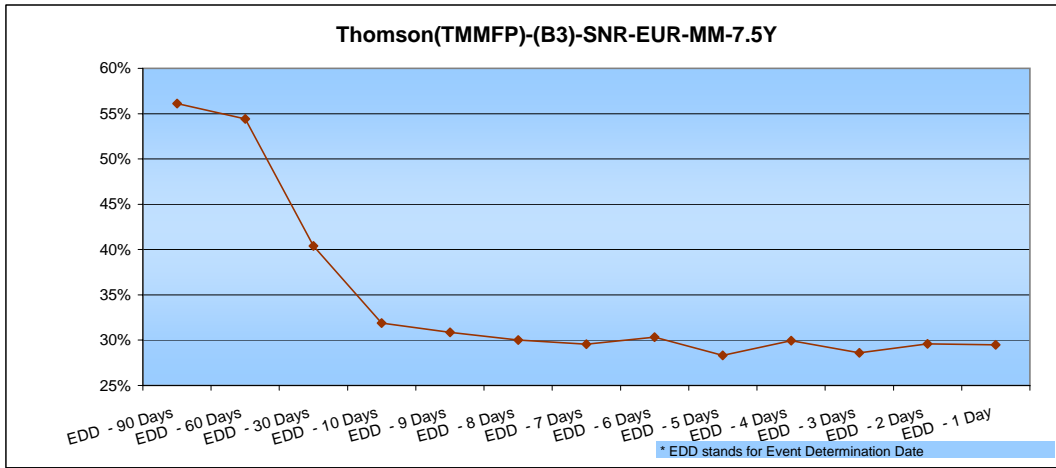
Trade Information Warehouse (DTCC)			
Gross Notional :	\$21,199,671,044	Contracts :	5,067
Net Notional :	\$2,015,009,347	Date as of:	10/16/2009

Auction Details			
Default Date	06/15/2009	Inside Market Quotation Amount	€ 2 MM
EDD	08/10/2009	Bid-Offer Spread	10%
Exercise Cutt-off date for a Seller to deliver	10/8/2009	Participating Bidders	14
Credit Event Notice		Cap Amount	5%
Exercise Cutt-off date for a Buyer to deliver	10/13/2009	Accrual Calculation Method	Rebate
Credit Event Notice		Relevant Currency	EUR
Auction Date	10/22/2009	Auction Currency Rate	EUR/EUR = **1.00000
Cash Settlement Date	10/29/2009		EUR/USD = **0.66921
Event	Restructuring	** The Thomson Deliverable Obligations are denominated in EUR and USD.	



* See Appendix V for details

CDS Upfronts



Appendix

APPENDIX I

Initial Bidding Results

Inside Market Submissions

Dealers	Bid	Offer
Bank of America N.A.	74	84
Barclays Bank PLC	78	88
BNP Paribas	74	84
Citigroup Global Markets LTD	71	81
Credit Suisse Internationa	77	87
Deutsche Bank AG	68	78
Goldman Sachs Internationa	75	85
HSBC Bank PLC	73	83
JPMorgan Chase Bank N.A.	77	87
Morgan Stanley & Co. International PLC	77	87
Nomura International PLC	75	85
Société Générale	72	82
The Royal Bank of Scotland PLC	77	87
UBS AG	80	90

Dealers	Type	Size
Bank of America N.A.	O	32
BNP Paribas	O	0
Citigroup Global Markets LTD	O	0
Deutsche Bank AG	O	253.918
Goldman Sachs Internationa	O	0
HSBC Bank PLC	O	0
JPMorgan Chase Bank N.A.	O	0
Société Générale	O	0
UBS AG	O	0
Barclays Bank PLC	B	101.15
Credit Suisse Internationa	B	1
Morgan Stanley & Co. International PLC	B	20
Nomura International PLC	B	15
The Royal Bank of Scotland PLC	B	1.2

APPENDIX II

Final Bidding Results

Limit Orders

Dealer	Bid	Size
Citigroup Global Markets LTD	80*	10
UBS AG**	80*	2
Barclays Bank PLC**	78*	2
Credit Suisse International**	77*	2
JPMorgan Chase Bank N.A.**	77*	2
Morgan Stanley & Co. International PLC**	77*	2
The Royal Bank of Scotland PLC**	77*	2
Goldman Sachs International**	75*	2
Nomura International PLC**	75*	2
BNP Paribas**	74*	2
Bank of America N.A.**	74*	2
HSBC Bank PLC**	73*	2
Morgan Stanley & Co. International PLC	72.25*	5
Société Générale**	72*	2
BNP Paribas	71.125*	2
Citigroup Global Markets LTD**	71*	2
Credit Suisse International	70*	8.4
Citigroup Global Markets LTD	70*	5
BNP Paribas	69.125*	5
Morgan Stanley & Co. International PLC	68.25*	5
Goldman Sachs International	68*	37
Deutsche Bank AG**	68*	2
BNP Paribas	67.125*	5
Morgan Stanley & Co. International PLC	66.25*	3
Nomura International PLC	66.25*	1.2
Nomura International PLC	65.25*	1.2
BNP Paribas	65.125*	10
Citigroup Global Markets LTD	65*	10
Morgan Stanley & Co. International PLC	65*	5
Citigroup Global Markets LTD	65*	5
Nomura International PLC	64.25*	1.2
Morgan Stanley & Co. International PLC	63.25^	5
Nomura International PLC	63.25^	1.2
Morgan Stanley & Co. International PLC	63	20
Nomura International PLC	62.25	1.2
Morgan Stanley & Co. International PLC	61.25	5
Nomura International PLC	61.25	1.2
BNP Paribas	61.125	5
Nomura International PLC	60.25	1.2
Credit Suisse Internationa	60	25
Nomura International PLC	59.25	1
Morgan Stanley & Co. International PLC	58	30
Nomura International PLC	57.25	1
Morgan Stanley & Co. International PLC	56.25	10
Nomura International PLC	56.25	1
Citigroup Global Markets LTD	56	5
Credit Suisse Internationa	55	25
Morgan Stanley & Co. International PLC	55	5
Citigroup Global Markets LTD	55	5
Nomura International PLC	54.25	1
Nomura International PLC	53.25	1
Morgan Stanley & Co. International PLC	53	30

Nomura International PLC	50.25	1
Nomura International PLC	47.25	1

Nomura International PLC	44.25	1
Morgan Stanley & Co. International PLC	43	145
Nomura International PLC	41.25	1
Nomura International PLC	40	10
Citigroup Global Markets LTD	40	5
Nomura International PLC	32.375	7.5
Nomura International PLC	25.125	7.8
Credit Suisse Internationa	25	25
Credit Suisse Internationa	10	63.6
Barclays Bank PLC	2	145

* Limit Orders that were filled.

** Limit Orders that were derived from inside markets.

^ Limit Orders that were partially filled

APPENDIX III

CDS Upfronts

Date	CDS Upfront	
EDD - 90 Days	04/06/2009	56.10%
EDD - 60 Days	05/18/2009	54.44%
EDD - 30 Days	06/29/2009	40.38%
EDD - 10 Days	07/27/2009	31.88%
EDD - 9 Days	07/28/2009	30.85%
EDD - 8 Days	07/29/2009	30.03%
EDD - 7 Days	07/30/2009	29.55%
EDD - 6 Days	07/31/2009	30.32%
EDD - 5 Days	08/03/2009	28.32%
EDD - 4 Days	08/04/2009	29.94%
EDD - 3 Days	08/05/2009	28.61%
EDD - 2 Days	08/06/2009	29.61%
EDD - 1 Day	08/07/2009	29.49%

CDS Recovery Rate

Date	Rec. Rate	
Auction day - 120 Days	05/07/2009	37.63%
Auction day - 90 Days	06/18/2009	51.50%
Auction day - 60 Days	07/30/2009	57.75%
Auction day - 30 Days	09/10/2009	71.00%
Auction day - 10 Days	10/08/2009	74.00%
Auction day - 9 Days	10/09/2009	74.00%
Auction day - 8 Days	10/12/2009	74.00%
Auction day - 7 Days	10/13/2009	75.00%
Auction day - 6 Days	10/14/2009	72.67%
Auction day - 5 Days	10/15/2009	72.67%
Auction day - 4 Days	10/16/2009	70.00%
Auction day - 3 Days	10/19/2009	70.00%
Auction day - 2 Days	10/20/2009	70.00%
Auction day - 1 Day	10/21/2009	70.00%

APPENDIX IV

Bond Details

Designated Range of Scheduled Termination Dates	ISIN	Description	Denomination/minimum transfer amount	Notes
(i) 24 October 2014 onwards (Buyer exercise) and (ii) all Seller Exercise	Not applicable	USD 96,000,000 4.13% Senior Notes, Series A, due 2010	USD 500,000	Unless subject to Restructuring Agreement*
	Not applicable	USD 191,500,000 6.20% Senior Notes, Series B, due 2011	USD 500,000	Unless subject to Restructuring Agreement*
	Not applicable	EUR 50,000,000 Floating Rate Senior Notes, Series A, due 2012	EUR 500,000	Unless subject to Restructuring Agreement*
	Not applicable	USD 192,000,000 4.74% Senior Notes, Series B, due 2013	USD 500,000	Unless subject to Restructuring Agreement*
	Not applicable	EUR 100,000,000 Floating Rate Senior Notes, due 2013	EUR 500,000	Unless subject to Restructuring Agreement*
	Not applicable	EUR 100,000,000 Floating Rate Senior Notes, Series B, due 2014	EUR 500,000	Unless subject to Restructuring Agreement*
	Not applicable	USD 118,000,000 4.84% Senior Notes, Series C, due 2015	USD 500,000	Unless subject to Restructuring Agreement*
	Not applicable	USD 100,000,000 9.39% Senior Notes, Series A, due 2016	USD 500,000	Unless subject to Restructuring Agreement*
	Not applicable	USD 100,000,000 7.75% Senior Notes, Series B, due 2016	USD 500,000	Unless subject to Restructuring Agreement*
	Not applicable	EUR 1,750,000,000 Multicurrency Revolving Loan Facility with approximately EUR 100,000,000 of outstanding principal amount due 2010	EUR 5,000,000	Unless subject to Restructuring Agreement* Deed Poll**
	Not applicable	EUR 1,750,000,000 Multicurrency Revolving Loan Facility with approximately EUR 256,000,000 of outstanding principal amount due 2011	EUR 5,000,000	Unless subject to Restructuring Agreement* Deed Poll**
	Not applicable	EUR 1,750,000,000 Multicurrency Revolving Loan Facility with approximately EUR 1,394,000,000 of outstanding principal amount due 2012	EUR 5,000,000	Unless subject to Restructuring Agreement* Deed Poll**

APPENDIX V

Indices Affected

Old Index Name	Old Version	Old RED Code	New Index Name	New Version	New RED Code
iTraxx Europe Series 1	1	21666VAA3	iTraxx Europe Series 1	2	21666VAL9
iTraxx Europe Series 2	1	21666VAB1	iTraxx Europe Series 2	2	21666VAM7
iTraxx Europe Series 3	1	21666VAC9	iTraxx Europe Series 3	2	21666VAN5
iTraxx Europe Series 4	1	21666VAD7	iTraxx Europe Series 4	2	21666VAO3
iTraxx Europe Series 5	1	21666VAE5	iTraxx Europe Series 5	2	21666VAP0
iTraxx Europe Series 6	1	21666VAF2	iTraxx Europe Series 6	2	21666VAQ8
iTraxx Europe Series 7	1	21666VAG0	iTraxx Europe Series 7	2	21666VAR6
iTraxx Europe Consumer Cyclical Series 1	1	21666XAA9	iTraxx Europe Consumer Cyclical Series 1	2	21666XAB7
iTraxx Europe Consumers Series 1	1	21667BAA6	iTraxx Europe Consumers Series 1	2	21667BAF5
iTraxx Europe Consumers Series 2	1	21667BAB4	iTraxx Europe Consumers Series 2	2	21667BAG3
iTraxx Europe Consumers Series 3	1	21667BAC2	iTraxx Europe Consumers Series 3	2	21667BAH1
iTraxx Europe Consumers Series 4	1	21667BAD0	iTraxx Europe Consumers Series 4	2	21667BAI9
iTraxx Europe Consumers Series 5	1	21667BAE8	iTraxx Europe Consumers Series 5	2	21667BAJ7
iTraxx Europe Crossover Series 8	2	21667KAS7	iTraxx Europe Crossover Series 8	3	21667KAT5
iTraxx Europe Crossover Series 9	2	21667KAM0	iTraxx Europe Crossover Series 9	3	21667KAU2
iTraxx Europe Crossover Series 10	2	21667KAN8	iTraxx Europe Crossover Series 10	3	21667KAV0
iTraxx Europe Crossover Series 11	1	21667KAL2	iTraxx Europe Crossover Series 11	2	21667KAW8
iTraxx Europe HiVol Series 4	1	21667LAD8	iTraxx Europe HiVol Series 4	2	21667LAL0
iTraxx Europe HiVol Series 5	1	21667LAE6	iTraxx Europe HiVol Series 5	2	21667LAM8
iTraxx Europe HiVol Series 6	1	21667LAF3	iTraxx Europe HiVol Series 6	2	21667LAN6
iTraxx Europe HiVol Series 7	1	21667LAG1	iTraxx Europe HiVol Series 7	2	21667LAO4
iTraxx Europe Non-Financial Series 1	1	21667NAA0	iTraxx Europe Non-Financial Series 1	2	21667NAL6
iTraxx Europe Non-Financial Series 2	1	21667NAB8	iTraxx Europe Non-Financial Series 2	2	21667NAM4
iTraxx Europe Non-Financial Series 3	1	21667NAC6	iTraxx Europe Non-Financial Series 3	2	21667NAN2
iTraxx Europe Non-Financial Series 4	1	21667NAD4	iTraxx Europe Non-Financial Series 4	2	21667NAO0
iTraxx Europe Non-Financial Series 5	1	21667NAE2	iTraxx Europe Non-Financial Series 5	2	21667NAP7
iTraxx Europe Non-Financial Series 6	1	21667NAF9	iTraxx Europe Non-Financial Series 6	2	21667NAQ5
iTraxx Europe Non-Financial Series 7	1	21667NAG7	iTraxx Europe Non-Financial Series 7	2	21667NAR3