

**Thomson (Bankruptcy) CDS  
Credit Event Auction Summary**

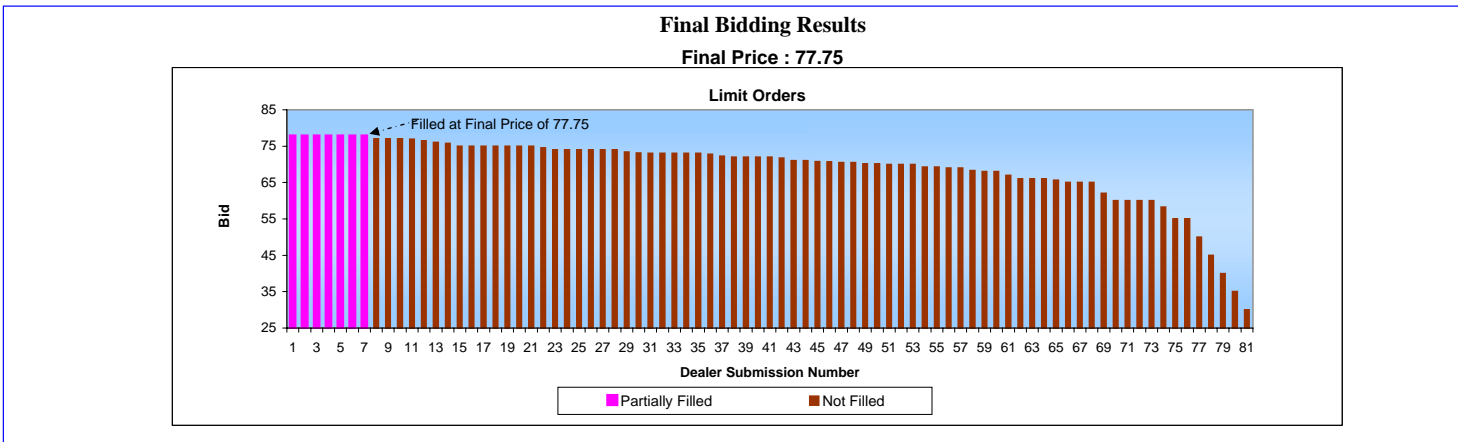
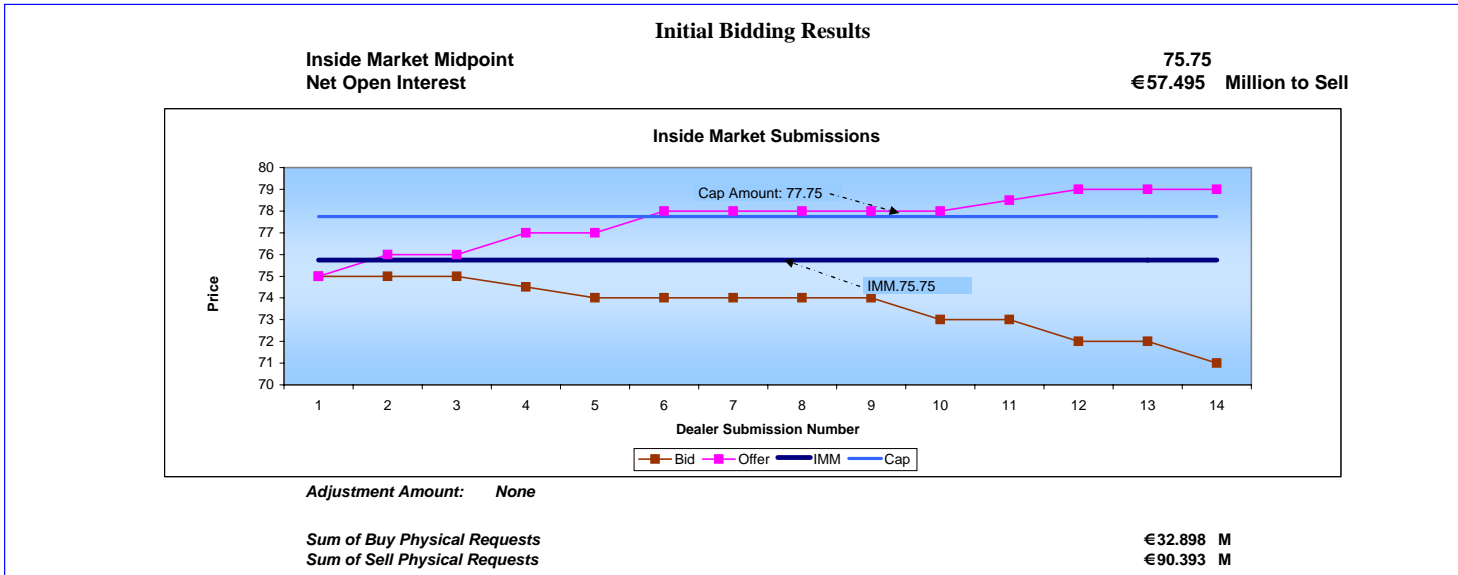
**December 10, 2009**

**Thomson (Bankruptcy) CDS**  
**Final Price 77.75**  
**Auction Date 10Dec09**

<b>Reference Data</b>		<b>Deliverable Obligations</b>
RED 6 :	FOA9A5	*Please refer to appendix IV for detailed information.
RED 9 :	FOA9A5AA7	
Index Constituents of	*Markit iTraxx Europe 1-7 Markit iTraxx Consumer Cyclical 1 Markit iTraxx Europe Consumer 1-5 Markit iTraxx Europe Crossover 8-11 Markit iTraxx Europe HiVol 4-7 Markit iTraxx Europe Non-Financial 1-7	

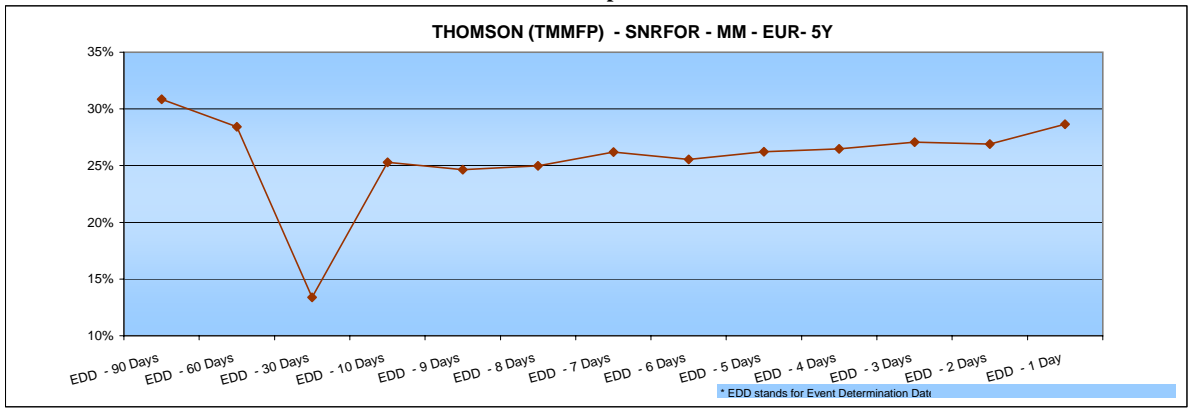
<b>Trade Information Warehouse (DTCC)</b>			
Gross Notional :	\$7,750,426,615	Contracts :	1,585
Net Notional :	\$906,380,511	Date as of:	12/04/2009

<b>Auction Details</b>			
Default Date	11/30/2009	Inside Market Quotation Amount	€ 2 MM
EDD	12/01/2009	Bid-Offer Spread	4%
Auction Date	12/10/2009	Participating Bidders	14
Cash Settlement Date	12/17/2009	Cap Amount	2%
Event	Bankruptcy	Accrual Calculation Method	Normal
Relevant Currency	EUR		
Auction Currency Rate	EUR/EUR = **1.00000		
	EUR/USD = **0.67866		
** The Thomson Deliverable Obligations are denominated in EUR and USD.			



\* See Appendix V for details

### CDS Upfronts



## Appendix

## APPENDIX I

## Initial Bidding Results

*Inside Market Submissions*

Dealers	Bid	Offer
Bank of America N.A.	74	78
Barclays Bank PLC	74	78
BNP Paribas	72	76
Citigroup Global Markets LTD	74	78
Credit Suisse AG	72	76
Deutsche Bank AG	75	79
Goldman Sachs International	73	77
HSBC Bank PLC	74	78
JPMorgan Chase Bank N.A.	73	77
Morgan Stanley & Co. International PLC	74	78
Nomura International PLC	75	79
Société Générale	71	75
The Royal Bank of Scotland PLC	74.5	78.5
UBS AG	75	79

*Physical settlement requests*

Dealers	Type	Size
Bank of America N.A.	O	10
Barclays Bank PLC	O	0
Citigroup Global Markets LTD	O	0
Deutsche Bank AG	O	0
Goldman Sachs International	O	0
JPMorgan Chase Bank N.A.	O	64
Morgan Stanley & Co. International PLC	O	13
Société Générale	O	3,393
UBS AG	O	0
BNP Paribas	B	8
Credit Suisse AG	B	8.5
HSBC Bank PLC	B	5
Nomura International PLC	B	8,358
The Royal Bank of Scotland PLC	B	3,04

## APPENDIX II

## Final Bidding Results

## Limit Orders

Dealer	Bid	Size
Citigroup Global Markets LTD	77.75^	30
Morgan Stanley & Co. International PLC	77.75^	30
The Royal Bank of Scotland PLC	77.75^	15
Deutsche Bank AG	77.75^	15
Citigroup Global Markets LTD	77.75^	10
Bank of America N.A.	77.75^	5
Citigroup Global Markets LTD	77.75^	5
Bank of America N.A.	77	29
Deutsche Bank AG	77	13
Goldman Sachs International	77	10
Goldman Sachs International	76.875	50
Citigroup Global Markets LTD	76.5	10
Morgan Stanley & Co. International PLC	76	5
Deutsche Bank AG**	75.75	2
The Royal Bank of Scotland PLC	75	20
Bank of America N.A.	75	14
Goldman Sachs International	75	13
Bank of America N.A.	75	10
Bank of America N.A.	75	5
Nomura International PLC**	75	2
UBS AG**	75	2
The Royal Bank of Scotland PLC**	74.5	2
Bank of America N.A.	74	14
Barclays Bank PLC**	74	2
HSBC Bank PLC**	74	2
Morgan Stanley & Co. International PLC**	74	2
Bank of America N.A.**	74	2
Citigroup Global Markets LTD**	74	2
Morgan Stanley & Co. International PLC	73.375	5
Credit Suisse AG	73.125	5
The Royal Bank of Scotland PLC	73	12
Bank of America N.A.	73	10
Citigroup Global Markets LTD	73	10
JPMorgan Chase Bank N.A.**	73	2
Goldman Sachs International**	73	2
Bank of America N.A.	72.75	5
Morgan Stanley & Co. International PLC	72.25	3
Goldman Sachs International	72	5
Credit Suisse AG	72	5
BNP Paribas**	72	2
Credit Suisse AG**	72	2
The Royal Bank of Scotland PLC	71.75	15
Goldman Sachs International	71	5
Société Générale**	71	2
Morgan Stanley & Co. International PLC	70.75	4
Citigroup Global Markets LTD	70.625	20
Citigroup Global Markets LTD	70.5	10
The Royal Bank of Scotland PLC	70.5	2
Credit Suisse AG	70.125	5
Morgan Stanley & Co. International PLC	70.125	5
Citigroup Global Markets LTD	70	10
JPMorgan Chase Bank N.A.	70	10
BNP Paribas	70	5
JPMorgan Chase Bank N.A.	69.25	20
Morgan Stanley & Co. International PLC	69.25	4
Goldman Sachs International	69	5
Credit Suisse AG	69	5
JPMorgan Chase Bank N.A.	68.25	10
Goldman Sachs International	68	5
Morgan Stanley & Co. International PLC	68	5
Morgan Stanley & Co. International PLC	67	5
Citigroup Global Markets LTD	66	5
Credit Suisse AG	66	5
Morgan Stanley & Co. International PLC	66	5
Morgan Stanley & Co. International PLC	65.625	5
BNP Paribas	65	5
Morgan Stanley & Co. International PLC	65	5
UBS AG	65	3
Credit Suisse AG	62	10
Credit Suisse AG	60	10
BNP Paribas	60	5
UBS AG	60	3
Nomura International PLC	60	2
Citigroup Global Markets LTD	58.25	30
Credit Suisse AG	55	15
UBS AG	55	3
UBS AG	50	3
UBS AG	45	3
UBS AG	40	5
UBS AG	35	5
UBS AG	30	10

\*\* Limit Orders that were derived from inside markets.

\* Limit Orders that were filled.

^ Limit Orders that were partially filled.

## APPENDIX III

## CDS Upfronts

Date	CDS Upfront	
EDD - 90 Days	07/28/2009	30.85%
EDD - 60 Days	09/08/2009	28.42%
EDD - 30 Days	10/20/2009	13.38%
EDD - 10 Days	11/17/2009	25.30%
EDD - 9 Days	11/18/2009	24.65%
EDD - 8 Days	11/19/2009	24.98%
EDD - 7 Days	11/20/2009	26.19%
EDD - 6 Days	11/23/2009	25.55%
EDD - 5 Days	11/24/2009	26.22%
EDD - 4 Days	11/25/2009	26.47%
EDD - 3 Days	11/26/2009	27.07%
EDD - 2 Days	11/27/2009	26.90%
EDD - 1 Day	11/30/2009	28.65%

## CDS Recovery Rate

Date	Rec. Rate	
Auction day - 120 Days	06/25/2009	51.83%
Auction day - 90 Days	08/06/2009	58.75%
Auction day - 60 Days	09/17/2009	73.92%
Auction day - 30 Days	10/29/2009	70.00%
Auction day - 10 Days	11/26/2009	67.57%
Auction day - 9 Days	11/27/2009	68.29%
Auction day - 8 Days	11/30/2009	67.50%
Auction day - 7 Days	12/01/2009	67.95%
Auction day - 6 Days	12/02/2009	68.63%
Auction day - 5 Days	12/03/2009	70.80%
Auction day - 4 Days	12/04/2009	73.88%
Auction day - 3 Days	12/07/2009	74.33%
Auction day - 2 Days	12/08/2009	74.33%
Auction day - 1 Day	12/09/2009	74.17%

## APPENDIX IV

## Bond Details

ISIN	Description	Denomination/ minimum transfer amount
Not applicable	EUR 100,000,000 Floating Rate Senior Notes, due 2013	EUR 500,000
Not applicable	USD 191,500,000 6.20% Senior Notes, Series B, due 2011	USD 500,000
Not applicable	USD 100,000,000 9.39% Senior Notes, Series A, due 2016	USD 500,000
Not applicable	USD 100,000,000 7.75% Senior Notes, Series B, due 2016	USD 500,000
Not applicable	USD 96,000,000 4.13% Senior Notes, Series A, due 2010	USD 500,000
Not applicable	USD 192,000,000 4.74% Senior Notes, Series B, due 2013	USD 500,000
Not applicable	USD 118,000,000 4.84% Senior Notes, Series C, due 2015	USD 500,000
Not applicable	EUR 50,000,000 Floating Rate Senior Notes, Series A, due 2012	EUR 500,000
Not applicable	EUR 100,000,000 Floating Rate Senior Notes, Series B, due 2014	EUR 500,000

## Loan Details

Not applicable	EUR 1,750,000,000 Multicurrency Revolving Loan Facility with approximately EUR 100,000,000 of outstanding principal amount due 2010, approximately EUR 256,000,000 of outstanding principal amount due 2011 and approximately EUR 1,394,000,000 of outstanding principal amount due 2012*	EUR 5,000,000
----------------	---	---------------

## APPENDIX V

## Indices Affected

Old Index Name	Old Version	Old RED Code	New Index Name	New Version	New RED Code
iTraxx Europe Series 1	1	21666VAA3	iTraxx Europe Series 1	2	21666VAL9
iTraxx Europe Series 2	1	21666VAB1	iTraxx Europe Series 2	2	21666VAM7
iTraxx Europe Series 3	1	21666VAC9	iTraxx Europe Series 3	2	21666VAN5
iTraxx Europe Series 4	1	21666VAD7	iTraxx Europe Series 4	2	21666VAO3
iTraxx Europe Series 5	1	21666VAE5	iTraxx Europe Series 5	2	21666VAP0
iTraxx Europe Series 6	1	21666VAF2	iTraxx Europe Series 6	2	21666VAQ8
iTraxx Europe Series 7	1	21666VAG0	iTraxx Europe Series 7	2	21666VAR6
iTraxx Europe Consumer Cyclical Series 1	1	21666XAA9	iTraxx Europe Consumer Cyclical Series 1	2	21666XAB7
iTraxx Europe Consumers Series 1	1	21667BAA6	iTraxx Europe Consumers Series 1	2	21667BAF5
iTraxx Europe Consumers Series 2	1	21667BAB4	iTraxx Europe Consumers Series 2	2	21667BAG3
iTraxx Europe Consumers Series 3	1	21667BAC2	iTraxx Europe Consumers Series 3	2	21667BAH1
iTraxx Europe Consumers Series 4	1	21667BAD0	iTraxx Europe Consumers Series 4	2	21667BAI9
iTraxx Europe Consumers Series 5	1	21667BAE8	iTraxx Europe Consumers Series 5	2	21667BAJ7
iTraxx Europe Crossover Series 8	2	21667KAS7	iTraxx Europe Crossover Series 8	3	21667KAT5
iTraxx Europe Crossover Series 9	2	21667KAM0	iTraxx Europe Crossover Series 9	3	21667KAU2
iTraxx Europe Crossover Series 10	2	21667KAN8	iTraxx Europe Crossover Series 10	3	21667KAV0
iTraxx Europe Crossover Series 11	1	21667KAL2	iTraxx Europe Crossover Series 11	2	21667KAW8
iTraxx Europe HiVol Series 4	1	21667LAD8	iTraxx Europe HiVol Series 4	2	21667LAL0
iTraxx Europe HiVol Series 5	1	21667LAE6	iTraxx Europe HiVol Series 5	2	21667LAM8
iTraxx Europe HiVol Series 6	1	21667LAF3	iTraxx Europe HiVol Series 6	2	21667LAN6
iTraxx Europe HiVol Series 7	1	21667LAG1	iTraxx Europe HiVol Series 7	2	21667LAO4
iTraxx Europe Non-Financial Series 1	1	21667NAA0	iTraxx Europe Non-Financial Series 1	2	21667NAL6
iTraxx Europe Non-Financial Series 2	1	21667NAB8	iTraxx Europe Non-Financial Series 2	2	21667NAM4
iTraxx Europe Non-Financial Series 3	1	21667NAC6	iTraxx Europe Non-Financial Series 3	2	21667NAN2
iTraxx Europe Non-Financial Series 4	1	21667NAD4	iTraxx Europe Non-Financial Series 4	2	21667NAO0
iTraxx Europe Non-Financial Series 5	1	21667NAE2	iTraxx Europe Non-Financial Series 5	2	21667NAP7
iTraxx Europe Non-Financial Series 6	1	21667NAF9	iTraxx Europe Non-Financial Series 6	2	21667NAQ5
iTraxx Europe Non-Financial Series 7	1	21667NAG7	iTraxx Europe Non-Financial Series 7	2	21667NAR3