

Visteon Corporation LCDS

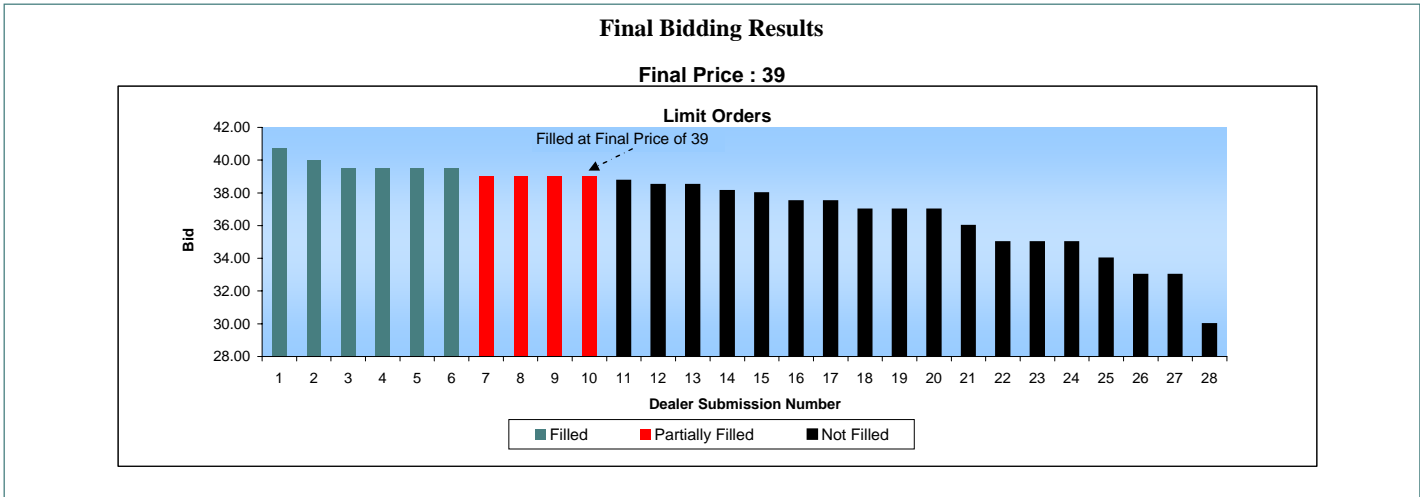
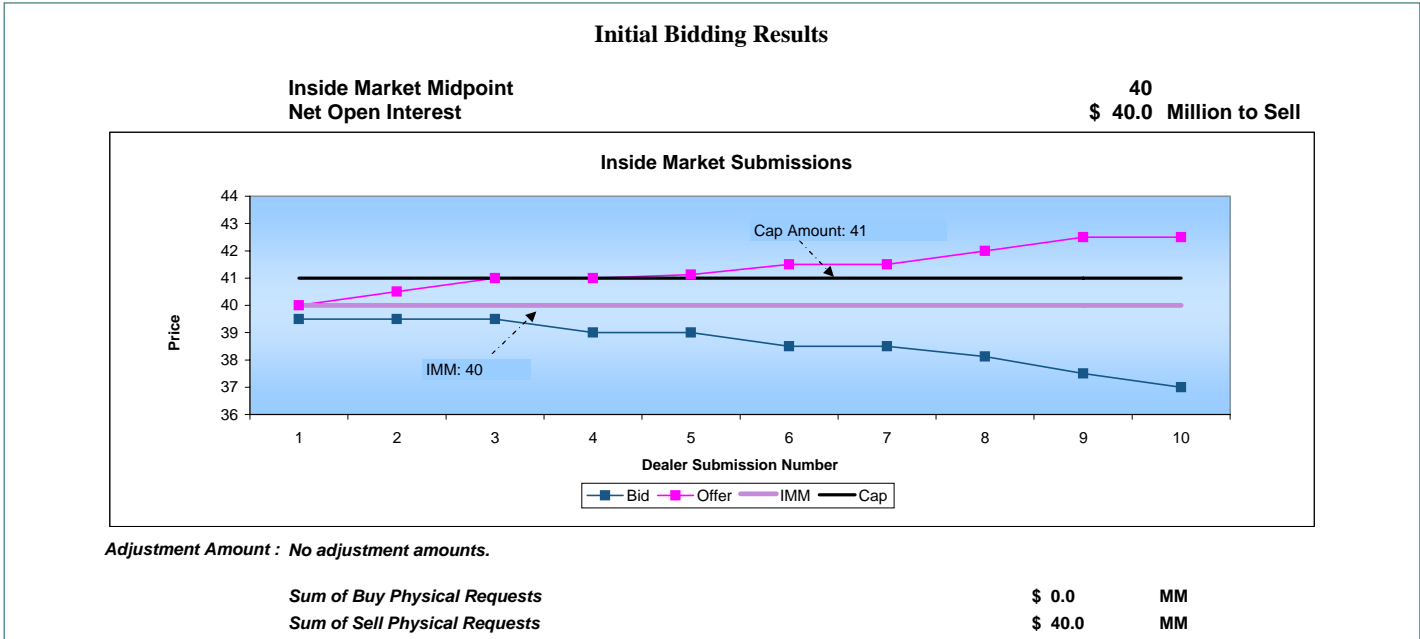
Credit Event Auction Summary

June 23, 2009

Visteon Corporation LCDS
Final Price 39
Auction Date 23June09

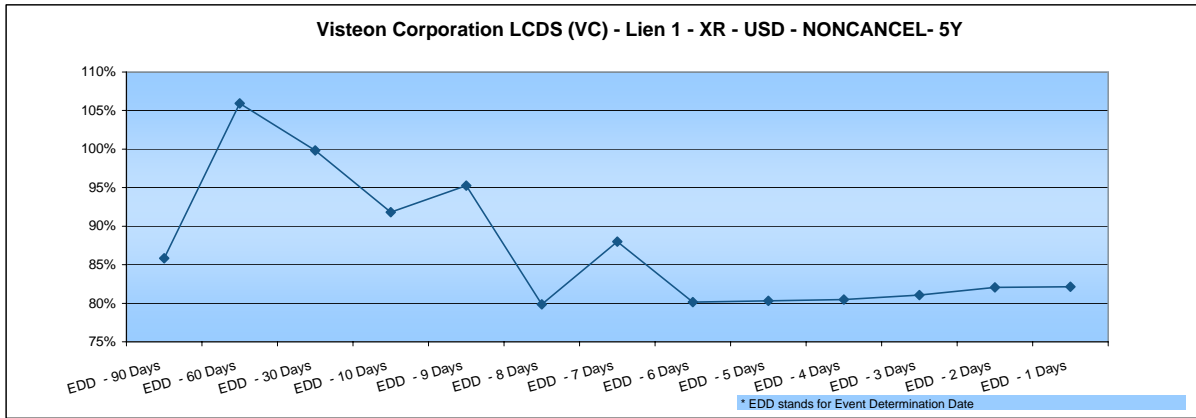
<p>Reference Data RED 6: 9BABC3 Index Constituents of : *Markit LCDX.NA Series 8,9,10,12</p>	<p>Deliverable Obligations ML1001490 ML1001489</p>
---	---

Auction Details			
Default Date	05/28/2009	Inside Market Quotation Amount	\$2 MM
EDD	05/28/2009	Bid-Offer Spread	3%
Auction Date	06/23/2009	Participating Bidders	10
Cash Settlement Date	07/01/2009	Cap Amount	1%
Event	Bankruptcy	Accrual Calculation Method	Rebate

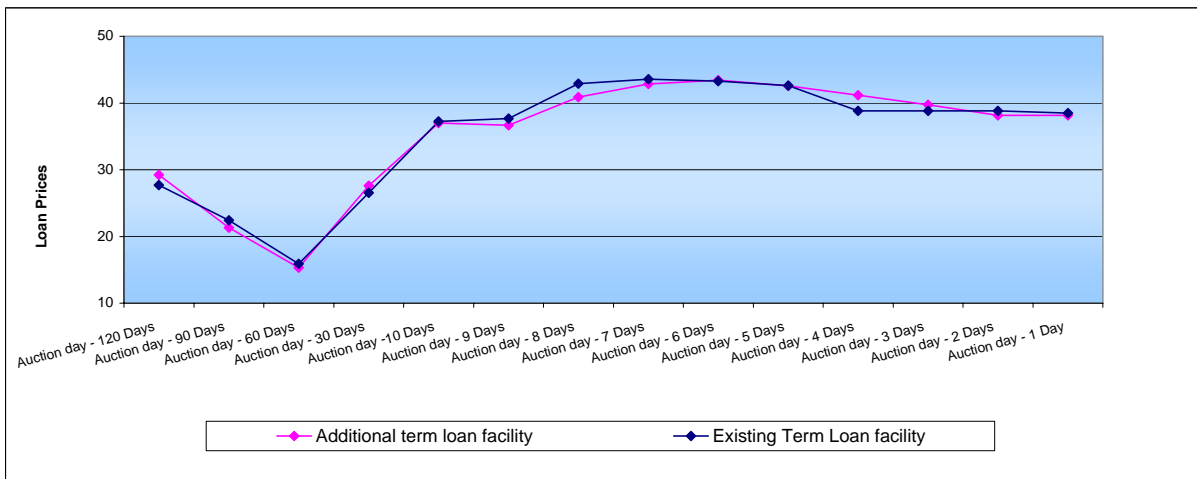


* See Appendix V for details

LCDS Spreads



Loan Prices



Appendix

APPENDIX I

Initial Bidding Results

Inside Market Submissions

Dealers	Bid	Offer
Bank of America, NA	37.5	40.5
Barclays Bank PLC	39	42
Citigroup Global Markets Inc.	38.125	41.125
Credit Suisse International	39.5	42.5
Deutsche Bank AG	37	40
Goldman Sachs Lending Partners, L.P.	39.5	41.5
J.P. Morgan Securities, Inc.	38.5	41.5
Morgan Stanley Senior Funding, Inc.	38.5	41
The Royal Bank of Scotland PLC	39	41
UBS Securities LLC	39.5	42.5

Physical settlement requests

Dealers	Type	Size
Bank of America, NA	0	0
Barclays Bank PLC	0	15
Citigroup Global Markets Inc.	0	0
Credit Suisse International	0	0
Deutsche Bank AG	0	0
Goldman Sachs Lending Partners, L.P.	0	0
J.P. Morgan Securities, Inc.	0	0
Morgan Stanley Senior Funding, Inc.	0	25
The Royal Bank of Scotland PLC	0	0
UBS Securities LLC	0	0

APPENDIX II

Final Bidding Results

Limit Orders

Dealer	Bid	Size
Goldman Sachs Lending Partners, L.P.	40.75*	10
J.P. Morgan Securities, Inc.	40*	5
Credit Suisse International**	39.5*	2
UBS Securities LLC**	39.5*	2
Goldman Sachs Lending Partners, L.P.**	39.5*	2
J.P. Morgan Securities, Inc.	39.5*	10
Bank of America, NA	39^	5
J.P. Morgan Securities, Inc.	39^	15
Barclays Bank PLC**	39^	2
The Royal Bank of Scotland PLC**	39^	2
Goldman Sachs Lending Partners, L.P.	38.75	30
J.P. Morgan Securities, Inc.**	38.5	2
Morgan Stanley Senior Funding, Inc.**	38.5	2
Citigroup Global Markets Inc.**	38.125	2
Bank of America, NA	38	10
Bank of America, NA**	37.5	2
Morgan Stanley Senior Funding, Inc.	37.5	5
UBS Securities LLC	37	3
Barclays Bank PLC	37	5
Deutsche Bank AG**	37	2
The Royal Bank of Scotland PLC	36	5
Morgan Stanley Senior Funding, Inc.	35	10
The Royal Bank of Scotland PLC	35	5
Barclays Bank PLC	35	5
The Royal Bank of Scotland PLC	34	5
Morgan Stanley Senior Funding, Inc.	33	25
Barclays Bank PLC	33	5
Barclays Bank PLC	30	40

** Limit Orders that were derived from inside markets.

* Limit Orders that were filled.

^ Limit Orders that were partially filled

APPENDIX III

LCDS Spreads

Date		LCDS Spread
EDD - 90 Days	01/22/2009	86%
EDD - 60 Days	03/05/2009	106%
EDD - 30 Days	04/16/2009	100%
EDD - 10 Days	05/14/2009	92%
EDD - 9 Days	05/15/2009	95%
EDD - 8 Days	05/18/2009	80%
EDD - 7 Days	05/19/2009	88%
EDD - 6 Days	05/20/2009	80%
EDD - 5 Days	05/21/2009	80%
EDD - 4 Days	05/22/2009	80%
EDD - 3 Days	05/25/2009	81%
EDD - 2 Days	05/26/2009	82%
EDD - 1 Days	05/27/2009	82%

Recovery Rate

Date	Rec. Rate
Auction day - 120 Days	01/06/2009 17.50%
Auction day - 90 Days	02/17/2009 15.00%
Auction day - 60 Days	03/31/2009 17.50%
Auction day - 30 Days	05/12/2009 19.67%
Auction day -10 Days	06/09/2009 35.67%
Auction day - 9 Days	06/10/2009 37.67%
Auction day - 8 Days	06/11/2009 36.50%
Auction day - 7 Days	06/12/2009 40.00%
Auction day - 6 Days	06/15/2009 40.00%
Auction day - 5 Days	06/16/2009 40.00%
Auction day - 4 Days	06/17/2009 40.00%
Auction day - 3 Days	06/18/2009 40.00%
Auction day - 2 Days	06/19/2009 40.00%
Auction day - 1 Day	06/22/2009 40.00%

APPENDIX IV

Loan Details

Loan Type	Initial Amount	Maturity	Spread	MLID	LXID
Additional Term Loan Facility	\$500 MM	12/13/2013	LIBOR + 300 BPs	ML1001490	LX081289
Existing Term Loan Facility	\$1000 MM	06/13/2013	LIBOR + 300 BPs	ML1001489	LX074229

Loan Prices

Date		Prices	
		LX081289	LX074229
Auction day - 120 Days	01/06/2009	29.25	27.7
Auction day - 90 Days	02/17/2009	21.3125	22.417
Auction day - 60 Days	03/31/2009	15.3	15.9165
Auction day - 30 Days	05/12/2009	27.583	26.5555
Auction day -10 Days	06/09/2009	37	37.2375
Auction day - 9 Days	06/10/2009	36.6665	37.6875
Auction day - 8 Days	06/11/2009	40.875	42.9105
Auction day - 7 Days	06/12/2009	42.875	43.5535
Auction day - 6 Days	06/15/2009	43.4165	43.2675
Auction day - 5 Days	06/16/2009	42.563	42.607
Auction day - 4 Days	06/17/2009	41.1665	38.813
Auction day - 3 Days	06/18/2009	39.75	38.813
Auction day - 2 Days	06/19/2009	38.1665	38.813
Auction day - 1 Day	06/22/2009	38.1665	38.5

APPENDIX V

Indices Affected

Old Index Name	Old RED Code	New Index Name	New RED Code
LCDX.NA Series 8 Version 19	5F199GBV8	LCDX.NA Series 8 Version 20	5F199GBZ9
LCDX.NA Series 9 Version 14	5F199GBW6	LCDX.NA Series 9 Version 15	5F199GCA3
LCDX.NA Series 10 Version 15	5F199GBX4	LCDX.NA Series 10 Version 16	5F199GCB1
LCDX.NA Series 12 Version 3	5F199GBY2	LCDX.NA Series 12 Version 4	5F199GCC9